SUWANNEE COUNTY PARKS AND RECREATION

BIDDING, CONTRACT DOCUMENTS, AND SPECIFICATIONS

FOR

PEACOCK LAKE BOAT RAMP IMPROVEMENTS

SUWANNEE COUNTY BID NO. 2022-21

Documents Prepared By:

Dewberry®

BID DOCUMENTS

MARCH 2022

DEWBERRY PROJECT #: 50118696

PEACOCK LAKE BOAT RAMP IMPROVEMENTS

TABLE OF CONTENTS

TITLE **PAGES**

NOTICE / INSTRUCTION TO BIDDERS

Advertisement for Bid Solicitation 1
Instructions to Bidders 1

PROPOSAL

Bid Summary BS-1
Proposal Form ..... P-1 to P-4
Bid Schedule ..... B-1 to B-3
Bid Bond BB-1
Equal Employment Opportunity Report Statement EEO-1
Prime Bidder's Qualifications BE-1
References R-1
Subcontractor List SB-1
Statement of Public Entity Crime ..... PC-1 to PC-2
Non-Collusion Affidavit NC-1
E-Verify E-1
Failure to Perform Questionnaire FTP-1
Suwannee County Nondiscrimination Policy SCNP-1

CONTRACT

Contract ..... C-1 to C-3
Payment Bond ..... PB-1 to PB-2
Performance Bond ..... PF-1 to PF-3
Bond Affidavit BF-1

MISCELLANEOUS FORMS

Notice to Proceed NTP-1
Certificate of Substantial Completion SC-1
Certificate of Final Completion FC-1

PEACOCK LAKE BOAT RAMP IMPROVEMENTS

TABLE OF CONTENTS

TITLE		PAGES
GENERAL PROVISIONS		
Section 10	General Conditions	1-13
Section 20	Application for Payment	1-2
Section 30	Alternates	1
Section 40	Definitions & Standards	1-3
Section 50	Schedules, Reports, & Payments	1-2
Section 60	Procedure & Controls	1-3
Section 70	Submittals	1-2
Section 80	Products & Substitutions	1-4
Section 90	Project Closeout	1-3
TECHNICAL SPECIFICATIONS		
Section 100	Site Clearing	1-2
Section 110	Earthwork	1-7
Section 120	Grassing	1-4
Section 130	Sodding	1-4
Section 140	Concrete	1-14
Section 150	Timber	1-5
APPENDICES		
Appendix A	General Vicinity Map	A-1
Appendix B	SRWMD Permit & ACOE Permit Exemption	B-1

NOTICE/INSTRUCTION TO BIDDERS

ADVERTISEMENT FOR BID SOLICITATION
SUWANNEE COUNTY BOARD OF COUNTY COMMISSIONERS
SUWANNEE COUNTY BID NO. 2022-21

SUWANNEE COUNTY
WILL RECEIVE BIDS FOR THE FOLLOWING:

PEACOCK LAKE BOAT RAMP IMPROVEMENTS
SUWANNEE COUNTY, FLORIDA

Date/Time/Location for Receiving Bids:

Friday April 22, 2022, 4 pm
Late bids will not be considered
Suwannee County Clerk of Courts
200 S Ohio Avenue
Live Oak, FL 32064
(386) 362-0500

Date/Time/Location for Bid Opening:

April 26, 2022
10:00 am or soon thereafter
Suwannee County Airport Conference Room
13302 80th Terrace
Live Oak, FL 32060

Deadline for Questions:

April 15, 2022, 5:00 pm
Contact William Menadier, PE (850) 974-0162 (wmenadier@dewberry.com)

Bid Documents Available from:

www.demandstar.com
www.suwanneecountyfl.gov
Dewberry Engineers Inc.
654 SE Baya Drive
Lake City, FL 32025
Plans and Specifications $25.00 (electronic copy) and is non-refundable.
Contact William Menadier, PE, (850) 974-0162 (wmenadier@dewberry.com) or Travis Covington, PE, (813) 770-9470 (tcovington@dewberry.com) to obtain contract documents
or
Suwannee County Administration
13150 80th Terrace
Live Oak, FL 32060
(386) 364-3400
Contact: Paula Pennington
paulap@suwcountyfl.gov

Project Description:

The project consists of dredging the existing channel to a width of 26', length of 255', and a depth of 3'. The existing boat ramp will be demolished and a new 14' x 120' concrete boat ramp will be built in its place. Along the eastern side of the boat ramp, a timber retaining wall will be constructed. Final site improvements include sodding any disturbed areas and replacing the fencing around the existing parking area.

_____

SUWANNEE COUNTY BOARD OF COUNTY COMMISSIONERS
FRANKLIN WHITE, CHAIRMAN

SUWANNEE COUNTY BOARD OF COUNTY COMMISSIONERS

INSTRUCTION TO BIDDERS

I. GENERAL

A. Funding. This project is to be financed by the Florida Wildlife Commission under FWC Agreement No. 20777.

B. State Licenses. The successful Bidder must be a licensed Contractor or Business Organization as required by Florida Statue 489 and shall be required to obtain any and all necessary licenses or permits to conduct work as may be prescribed by the State of Florida.

C. Examination of Conditions Affecting Work. Prior to submitting a Proposal, each Bidder shall examine and thoroughly familiarize himself with all existing conditions including all applicable laws, codes, ordinances, rules and regulations that will affect his/her work. Bidders shall visit the site, examine the grounds and all existing buildings, utilities, roads, and shall ascertain by any reasonable means all conditions that will in any manner affect work. A complete thorough review by the Bidder of the Project Plans and Specifications including the supplied geotechnical exploration report is also required. The drawings have been prepared on the basis of surveys and inspections of the site, and represent an essentially accurate indication of the physical condition of the site. This, however, shall not relieve the Bidders of ascertaining for themselves the conditions or expected site conditions for construction of the project. The Owner will not be responsible for any unforeseen conditions of the site encountered during construction.

D. Nondiscrimination

(1) Each bidder shall complete, sign and include Bid Proposal the Equal Opportunity Report Statement. When a determination has been made to award a Contract to a specific Contractor, such Contractor shall, prior to award, after award or both, furnish such other pertinent information regarding his own employment policies and practices as well as those of his proposed subcontractors as the Secretary of Labor and the **Suwannee County Board of County Commissioners** may require. All such information required of a subcontractor shall be furnished by the Contractor.

(2) The Equal Opportunity Report Statement, Equal Opportunity Clause, and all other EEO requirements shall be included in all non-exempt subcontractors entered into by the Contractor. Subcontracts entered into by the Contractor shall also include all other applicable labor provisions. No subcontract shall be awarded to a non-complying subcontractor.

(3) In addition, the Contractor will also insert in each of his subcontracts a clause requiring the Subcontractor to include these provisions in any lower tier subcontracts that may in turn be made.

E. E-Verify Language for all Contracts

(1) Vendor/Contractor shall utilize the U.S. Department of Homeland Security's E-Verify system, in accordance with the terms of governing use of the system, to confirm the employment eligibility of:

a. All persons employed by the Vendor/Contractor during the term of contract to perform employment duties within Florida; and

b. All persons, including subcontractors, assigned by the Vendor/Contractor to perform work to the contract with the Department.

F. Compliance with Law

(1) Bidders must comply with Title IV of the Civil Rights Act of 1964, the Davis-Bacon Act, the Anti-Kickback Act and the Contract Work Hours Standard Act.

(2) Bidders shall comply with all state laws, local ordinances, except that any preferential consideration of local in-state bidders is not allowed.

G. General Bond Requirements

(1) The Bid Bond shall be five percent (5%) of the total amount of the bid. Only the Bid Bond as bound within these documents or a Certified Check is acceptable.

(2) Payment and Performance Bond shall be one hundred percent (100%) of the total value of the contract. Only the payment and performance bond as bound within and made a part of the specifications and these documents are acceptable.

(3) The Bid Bond, Payment Bond, Performance Bond and the Bond Affidavit shall be countersigned by a Florida Resident Agent. The Florida Resident Agent shall furnish their Florida license number in the space provided.

H. Insurance Requirements

(1) The Contractor shall maintain such insurance with insurance companies satisfactory to the Suwannee County Board of County Commissioners as will protect the Suwannee County Board of County Commissioners from Claims under Workmen's Compensation acts and other employee benefit acts and from claims for damages because of bodily injury, including death, and from claims for property damage which may arise either out of or during operations whether such operations be by the Bidder or by any subcontractor or by anyone directly or indirectly employed by any of them. Such insurance shall not be less than the following amounts and shall include the described coverage.

a. Claims under worker's (workmen) compensation, disability benefit and other similar employee benefit acts. Further, Contractor shall relieve the Authority from any costs due to accidents or other liabilities mentioned in worker's compensation act. Contractor or subcontractors with either an insufficient number of employees or in certain excluded occupational classifications are required to maintain worker's compensation coverage on a voluntary basis regardless of the statutory regulations.

b. Claims for damages because of bodily injury, occupational sickness or disease, or death of his employees.

c. Claims for damages because of bodily injury, sickness or disease or death of any person other than his employees.

d. Claims for damages insured by usual personal injury liability coverage which are sustained (1) by any person as a result of an offense directly or indirectly related to the employment of such person by the Contractor, or (2) by another person.

e. Claims for damages, other than to the work itself, because of injury to or destruction of tangible property, including loss of use resulting therefrom.

f. Claims for damages because of bodily injury or death of any person or property damage arising out of the ownership, maintenance or use of any motor vehicle.

(2) The insurance required by paragraph above, shall be written for not less than the following amounts, or greater if required by law:

a. Workmen's Compensation

Employer's Liability, Including all states

$500,000 - each accident
$500,000 - disease - policy limit
$500,000 – disease - each employee

b. Comprehensive General Liability: shall include all major divisions of coverage and be on a comprehensive basis including:

Premises, operations, including explosion, collapse and underground; Independent Contractor's Protective; Products and Completed Operations; Broad Form Property Damage including completed operations; Contractual Liability; Personal Injury Liability with employment exclusion deleted;

Bodily Injury and Property Damage Limits: $1,000,000 combine single limit, or under the simplified form:

(i) General Aggregate…….....$1,000,000
(ii) Products & Completed Operators Aggregate…..…..$1,000,000
(iii) Products & Advertising Injury……..……..$1,000,000
(iv) Each Occurrence……....$1,000,000
(v) Fire Damage (Any One Fire)……..…..$50,000
(vi) Medical Expenses (Any One Person)……..$5,000

Products and Completed Operations:
Insurance to be maintained for three (3) years after insurance of the final certificate for payment.

c. Mobile Equip/Comprehensive Vehicle Liability:

(owned, non-owned, and hired.)

Bodily Injury/Property Damage Combined:

$500,000 - each occurrence

d. Umbrella Excess Liability:

The limits of liability outlined in items b and c above may be satisfied by a combination of primary and umbrella liability coverages. The total limits provided by a combination must equal or exceed $2,000,000

e. Owners Protection Liability Insurance: Contractor shall purchase and maintain Owners protection liability insurance having limits as follows:

Each Occurrence……..$1,000,000
Aggregate……...$1,000,000

II. GENERAL

A. Sealed proposals, in duplicate, for the construction of the project will be received until **4:00 p.m. EST April 22, 2022**.

B. The Proposal shall be on the "Proposal Form" provided; no other forms are acceptable.

C. Each Bidder shall present his Proposal in a sealed opaque envelope and marked at the lower left-hand corner Suwannee County Board of County Commissioners Bid Proposal with the name of the bidder.

Proposals shall be delivered to the **Suwannee County Clerk of the Court Cashier Window, 200 South Ohio Avenue, Live Oak, FL, 32064.**

All Proposals received at the prescribed place and time will be publicly opened and read aloud at **10:00 a.m. EST on April 26, 2022** at the Suwannee County Airport Conference Room located at 13302 80th Terrace, Live Oak, FL, 32060.

D. The Bidder's envelope shall contain the signed original and three complete copies of the following documents:

(1) Bid Summary
(2) Proposal Form
(3) Bid Schedule
(4) Bid Bond or Certified Check
(5) Equal Employment Opportunity Statement
(6) Prime Bidders Qualifications
(7) References
(8) Subcontractors List
(9) Public Entity Crimes Statement
(10) Non-Collusion Affidavit
(11) Proof of Insurance
(12) E-Verify
(13) Failure to Perform Questionnaire
(14) Nondiscrimination Policy Acknowledgement Form

E. Proposals shall be submitted as indicated by the "Proposal Form" and shall be signed in ink by an official of the firm submitting the proposal.

F. Erasures or other changes in a Proposal shall be explained or noted over the signature of the Bidder.

G. Proposals containing reservations, conditions, omissions, unexplained erasures or alterations, items not required in the Bid, or irregularities of any kind, may be rejected by the Owner as being incomplete and not qualified for consideration.

H. Each Proposal shall indicate the full business name and address of the Bidder and shall be signed by him/her with the usual signature.

I. A Proposal submitted by a partnership shall list the names of all partners and shall be signed in the partnership name by one of the members of the partnership.

J. A Proposal submitted by a Corporation shall be signed by the legal name of the Corporation, followed by the state of incorporation and the title designation of the Corporation in legal matters. The name of each person signing the proposal shall be typed or printed below the signature.

K. A Power of Attorney or other satisfactory evidence of the authority of the officer signing on behalf of the Corporation shall be furnished for the Owner's records.

L. The Proposal must be accompanied by a Bid Bond executed on the form provided or Certified Check payable to the Suwannee County Board of County Commissioners in an amount equal to five percent (5%) of the bid. If a bidder is awarded the Contract, but fails, refuses, or neglects to execute the Contract or to furnish the required Payment and Performance Bonds within ten (10) days after receipt of written Notice of Award, then the amount of this Bond or check shall be paid to, or retained by, the Owner as liquidated damages, although not as a penalty.

M. Acknowledgment of receipt of all Addenda shall be made by each Bidder in the space provided in the Proposal Form.

N. The Bidder is required to fill in all the blank spaces on the Proposal and Bid Schedule.

III. INTERPRETATIONS

A. Each Bidder shall carefully examine the Contract Documents consisting of the Plans and Specifications, and all addenda or other revisions and thoroughly familiarize him/herself with the detailed requirements prior to submitting a Proposal. Should a Bidder find discrepancies or ambiguities in, or omission from Contract Documents, or should he/she be in doubt as to their meaning, he/she shall at once and, in any event not later than seven (7) days prior to bid date, notify the **Suwannee County Board of County Commissioners** who will send written addenda to all Bidders. The **Suwannee County Board of County Commissioners** will not be responsible for any oral instructions. All addenda sent to Bidders will become part of Contract Documents.

B. All inquiries shall be directed in writing to **Dewberry Engineers Inc., c/o William Menadier, P.E. 654 SE Baya Drive, Lake City, FL, 32025** Telephone **(850) 974-0162** or Email at **wmenadier@dewberry.com**. No allowance will be made after Bids are received for oversight by Bidder.

C. Where a discrepancy occurs between the unit prices and the extended total of the unit price times the estimated quantity, the extended total in words shall govern the final costs or award of Contract unless obviously in error.

IV. MODIFICATIONS AND/OR WITHDRAWALS OF PROPOSALS

A. A bid may not be modified, withdrawn, or cancelled by the Bidder during a one hundred and twenty (120) calendar day period following the time and date designated for the receipt of Bids, and each Bidder so agrees in submitting his/her bid.

B. Negligence on the part of the Bidder in the preparation of his Proposal shall not be grounds for the modification or withdrawal of a Proposal after the time set for Bid opening.

V. ACCEPTANCE/REJECTION OF BIDS

A. The **Suwannee County Board of County Commissioners** proposed to award the contract to the lowest qualified Bidder submitting a responsible Bid.

B. The Suwannee County Board of County Commissioners reserves the right to:

- Cancel this Bid
- Make changes to the Bid
- Request Clarifications and additional information
- Waive any informality or irregularity
- Award a combination of Bid Schedules that best suits the Interests of the Owner
- Negotiate modifications to the Bid
- Reject any and all Bids for any reason whatsoever

END OF INSTRUCTIONS TO BIDDERS

PROPOSAL

BID SUMMARY
(MUST PRECEDE AL BID DOCUMENTS)

_____

_____

BIDDER NAME, ADDRESS AND PHONE NUMBER

BID NUMBER:	2022-21
DESCRIPTION OF PROJECT:	Peacock Lake Boat Ramp Improvements
DATE & TIME OF BID SUBMISSIONS:	April 22, 2022; 4:00 p.m.
PLACE OF BID SUBMISSIONS:	Suwannee County Clerk of the Courts 200 South Ohio Avenue Live Oak, Florida, 32064
DATE & TIME OF BID OPENING:	April 26, 2022 at 10:00 a.m.
PLACE OF BID OPENING:	Suwannee County Airport Conference Room 13302 80th Terrace Live Oak, FL 32060

TOTAL BASE BID AMOUNT IN FIGURES: _____

IN WORDS: _____

_____

_____

BIDDER COMPANY NAME (PRINT OR TYPE)

_____

SIGNATURE OF AUTHORIZED COMPANY REPRESENTATIVE

_____

AUTHORIZED COMPANY REPRESENTATIVE (PRINT OR TYPE)

_____

DATE COMPLETED

IMPORTANT:

THIS BID SUMMARY MUST BE COMPLETED AND MUST PRECEDE ALL BIDDER PROPOSAL DOCUMENTS

SUWANNEE COUNTY BOARD OF COUNTY COMMISSIONERS
PEACOCK LAKE BOAT RAMP IMPROVEMENTS

PROPOSAL FORM

TO: **Suwannee County Board of County Commissioners**
200 South Ohio Avenue
Live Oak, Florida 32064

FROM: _____
Bidder's Name

_____
Address

_____
City, State and Zip Code

_____
Date Phone Number

A. The undersigned, as Bidder, does hereby declare that he has familiarized himself with the local conditions affecting the cost of the work, Contract Documents including the "Notice to Bidders", "Instructions to Bidders", "Proposal", "Bid Schedule", "General Conditions", and the Specifications and Drawings and other related Construction Documents, together with any addenda to such Construction Documents as listed herein (paragraph K) and hereby proposes to furnish all material and perform all work required in strict accordance with the provisions of documents noted above for the consideration of prices quoted in the "Bid Schedule" (see page **B-1 to B-3**).

B. The undersigned understands that the quantities shown in the Bid Schedule are approximate only, are intended principally to serve as a guide in evaluating Proposals and are subject to either increase or decrease.

C. The undersigned affirms that in making such Bid, neither he nor any company that he may represent, nor anyone on behalf of him/her or his/her company, directly or indirectly, has entered into any combination, collusion, undertaking or agreement with any other Bidder or Bidders from bidding on said contract or work and further affirms that such bid is made without regard or reference to any other Bidder or Proposal and without any agreement or understanding or combination, either directly or indirectly, with any other person or persons with reference to such bidding in any way or manner whatsoever.

D. The undersigned further agrees that if awarded the contract he will commence the work within ten (10) calendar days after the date of the Notice to Proceed and that he/she will complete the work in accordance with the schedules and the time frame set forth in the Contract or such amended time as may be granted. If the undersigned fails to complete any phase of the work within the given time frame and if he/she fails to complete all of the work on or before the expiration of the allowed calendar days, then and in that event, he/she further expressly agrees that, for each day that any phase of the work under this Contract remains uncompleted thereafter, the Owner may deduct from the Contract price herein specified the stipulated sum of liquidated damages as scheduled in the Contract and retain for failure of the undersigned to complete this Contract on or before the expiration of the scheduled critical time frames.

E. The undersigned further agrees that if awarded the Contract he will commence the work within ten (10) calendar days after the date of the Notice to Proceed.

F. In submitting this Bid it is understood that the right is reserved by the Owner to waive formalities, technicalities and irregularities, and to reject all Bids and to negotiate with apparent qualified low Bidder if necessary. It is agreed that THIS BID MAY NOT BE WITHDRAWN FOR A PERIOD OF ONE HUNDRED AND TWENTY (120) CALENDAR DAYS AFTER the opening thereof.

G. The undersigned has attached hereto a Certified Check, or Bid Bond in the sum of _____ ($_____) payable to the Suwannee County Board of County Commissioners, for Peacock Lake Boat Ramp Improvements, as required in the NOTICE TO BIDDERS, and the undersigned agrees, that in case he fails to fulfill his obligations under the aforegoing Bid and Contract, the Suwannee County Board of County Commissioners may, at its option, determine that the undersigned has abandoned his rights and interests in such Bid and that the Cashier's Check , or Bid Bond accompanying his Bid has been forfeited. Otherwise, the Cashier's Check or Bid Bond shall be returned to the undersigned upon the execution of the Contract and the acceptance of the Bonds and Insurance, or upon rejection of his bid.

H. The undersigned affirms that he has completed, signed and included in his Bid Proposal the following:

(1) Bid Summary
(2) Proposal Form
(3) Bid Schedule
(4) Bid Bond or Certified Check
(5) Equal Employment Opportunity Statement
(6) Prime Bidders Qualifications
(7) References
(8) Subcontractors List
(9) Public Entity Crimes Statement
(10) Non-Collusion Affidavit
(11) Proof of Insurance
(12) E-Verify
(13) Failure to Perform Questionnaire

A bid shall be considered unresponsive and shall be rejected if it fails to include these fully executed statements of if the Bidder fails to furnish required data. When a determination has been made to award a Contract to a specific Contractor, such Contractor shall, prior to award, furnish such other pertinent information and assurances regarding his/her own employment policies and practices as well as those of his/her proposed subcontractors as the Owner, the Secretary of Labor, or the office of Federal Contract Compliance (OFCC) may require.

The Bidder shall furnish similar statements executed by each of his first tier and second tier subcontractors whose contracts equal ten thousand ($10,000.00) dollars or more and shall obtain similar compliance by such subcontractors before awarding such subcontracts. No subcontract shall be awarded to any non-complying subcontractor.

I. The undersigned affirms that he has completed all of the blank spaces in the Bid Schedules. In the case of a tie Bid Price, the Owner may negotiate a price with each low tie bidder.

The undersigned agrees that the contract lump sum shall be decreased or increased where planned quantities shown on the drawings are decreased or increased, and that such increase or decrease shall be determined by the use of the appropriate unit price if shown on the applicable Bid Schedules.

The undersigned affirms that wages not less than the minimum rates of wages, as predetermined for this project by the U.S. Secretary of Labor and County of **Suwannee**, were used in the preparation of this proposal.

J. The undersigned acknowledges receipt of the following addenda:

ADDENDA NUMBER	DATED
_____	_____
_____	_____
_____	_____
_____	_____

K. It is understood and agreed that all workmanship and materials under all items of work are guaranteed for one (1) year from the Date of Final Acceptance, unless otherwise specified within the Contract Documents.

L. The undersigned affirms that wages not less than the minimum rates or wages, as predetermined for this project by the U.S. Secretary of Labor and the Suwannee County Board of County Commissioners, were used in the preparation of this Proposal.

M. The legal status of the undersigned is: (The Bidder shall complete appropriate portion of form (I), (2), or (3) and strike out the other two.)

(1) A corporation duly organized and doing business under the laws of the State of _____, for whom bearing official title of _____, whose signature is affixed to this Bid, is duly authorized to execute contracts.

If a Foreign Corporation or non State of Florida Corporation: date of qualification in _____(State).
Name and address of Process Agent: _____

_____

(Out of State Contractor shall also provide name and address of process agent in the State of Florida.)

(2) A partnership, all of the members of which, with addresses are: (Designate general partners as such.)

_____	_____	_____
_____	_____	_____
_____	_____	_____

If all partners are non-residents of Florida: Designate name and address of agent required for service of process located in Florida.

_____

_____

_____

An individual, whose signature is affixed to this bid. (If non-resident of Florida, resident agent for the service of process must be designated.)

_____

Date and signed at _____,

_____, this _____ day of _____

NAME OF BIDDER: _____

BY: _____

TITLE: _____

BUSINESS ADDRESS: _____

_____

PHONE NO. _____

FLORIDA TAX
REGISTRATION NO. _____

WITNESS: _____

END OF PROPOSAL FORM

BID SCHEDULE

BIDDER: _____ **DATE:** _____

PROJECT DESCRIPTION: PEACOCK LAKE BOAT RAMP IMPROVEMENTS

PEACOCK LAKE BOAT RAMP IMPROVEMENTS				Cost Summary	
NO.	ITEM	QUANTITY	UNIT	UNIT PRICE	TOTAL PRICE
Demolition & Erosion Control					
1	CLEARING & GRUBBING	1	LS		
2	REMOVE EXISTING CONC. RAMP	1	LS		
3	REMOVE EXSITING GATE	1	LS		
4	REMOVE EXISTING SIGNS	2	EA		
5	REMOVE EXISTING FENCE	1	LS		
6	FLOATING AND STAKED TURBIDITY BARRIER	185	LF		
7	STAKED TURBIDITY BARRIER	160	LF		
8	SEDIMENT BARRIER (TYPE III SILT FENCE)	240	LF		
9	SEDIMENT BARRIER (DOUBLE TYPE III SILT FENCE)	140	LF		
Boat Ramp					
10	TIMBER RETAINING WALL	1	LS		
11	(6") CONCRETE BOAT RAMP	187	SY		
12	(6") 14'x14' CONCRETE LANDING PAD	22	SY		
Miscellaneous					
13	RELOCATE EXISTING GRILL	1	LS		
14	INSTALL 2-PANEL WOOD FENCE	133	LF		
15	EARTHWORK (CHANNEL DREDGING, GRADING, & SOD)	1	LS		
	CONSTRUCTION COST SUBTOTAL				
General					
17	BONDS (MAX 2% OF BID)	1	LS		
18	MOBILIZATION (MAX 5% OF BID)	1	LS		
	TOTAL CONSTRUCTION COST				

SUBTOTAL BASE BID _____

_____

SUWANNEE COUNTY BOARD OF COUNTY COMMISSIONERS

BID BOND

(Not to be filled out if a Certified Check or Cashier's Check is Submitted)

KNOW ALL MEN BY THESE PRESENTS: That we, the undersigned Bidder _____,

As Principal, and _____, as a Corporation Surety authorized under the laws of the State of _____ to do business in the State of _____, and authorized to write this type of bond through a resident agent of the corporation located in the State of _____, as surety, are held and firmly bound unto the Suwannee County Board of County Commissioners in the sum _____ Dollars ($_____) for the payment of which, well and truly to be made, we herby jointly and severally bind ourselves and our heirs, executors, administrators, successors and assigns.

The condition of the above obligation is such that if the attached Proposal of _____ Dollars ($_____) for the Peacock Lake Boat Ramp Improvements project stipulated in said Proposal in accordance with the Contract documents consisting of the Plans and Specifications, all addenda or other revisions, provided therefore, is accepted and the Contract awarded to the above named Bidder, and the said Bidder shall within ten (10) calendar days after notice of said award enter into a Contract in writing and furnish the required Payment and Performance Bonds and insurance with surety, or sureties, to be approved by the **Suwannee County Board of County Commissioners** this obligation shall be void. Otherwise, the same shall be in full force and virtue of law, and the full amount of this Proposal Bond will be paid to the **Suwannee County Board of County Commissioners** as stipulated for liquidated damages.

Signed this _____ day of _____, 2022.

(Principal must indicate whether Corporation, Partnership, Company, or Individual)

_____

_____
Principal

This person signing shall, in his/her own handwriting, sign the principals name and title. Where the person signing for a corporation is other than the president or vice president, that person must, by affidavit as contained herein, show his/her authority to bind the corporation.

BY: _____

_____
Title

_____

(Affix Surety's Corporate Seal)

_____

_____
Surety

_____
Florida License No.

END OF BID BOND

SUWANNEE COUNTY BOARD OF COUNTY COMMISSIONERS

EQUAL EMPLOYMENT OPPORTUNITY REPORT STATEMENT

As Required By CFR 60-1.7(b)

The Bidder (Proposer) shall complete the following statement by checking the appropriate boxes. Failure to complete these blanks may be grounds for rejection of bid:

1. The Bidder (Proposer) has ___ has not ___ developed and has on file at each establishment Affirmative Action Programs pursuant to 41 CFR 60-1.40 and 41 CFR 60-2.

2. The Bidder (Proposer) has ___ has not ___ participated in any previous contract or sub contract subject to the Equal Opportunity Clause prescribed by Executive Order 10925, or Executive Order 11114, or Executive Order 11246, as amended.

3. The Bidder (Proposer) has participated in a previous contract subject to the Equal Opportunity clause and has ___ has not ___ filed with the Joint Reporting Committee the annual compliance report on Standard Form 100 (EEO-1 Report).

4. The Bidder (Proposer) has ___ has not ___ submitted all compliance reports in connection with any such contract due under the applicable filing requirements; and that representations indicating submission of required compliance reports signed by proposed subcontractors will be obtained prior to award of subcontracts.

5. The Bidder (Proposer) does ___ does not ___ employ fifty (50) or more employees.

NAME OF BIDDER: _____

BY: _____
(SIGNATURE*)

TITLE: _____

DATE: _____

*****Must be same signature on Bid Proposal

END OF EQUAL EMPLOYMENT OPPORTUNITY REPORT STATEMENT

SUWANNEE COUNTY BOARD OF COUNTY COMMISSIONERS

PRIME BIDDER'S QUALIFICATIONS

Each Contractor shall furnish with his bid the following completed and signed statements on "evidence of competency" and "evidence of financial responsibility", which is in accordance with General Provision 20-02. The undersigned guarantees the truth and accuracy of all statements and answers herein contained.

6. Name of Bidder: _____

7. Business Address: _____

8. Telephone Number: _____

9. When organized: _____

10. Where incorporated: _____

11. How many years have you been in the contracting business under this name? _____

12. What is the type of construction work in which you are principally engaged? _____

13. On separate sheet list major contracts in the past 10 years.

14. On separate sheet list equipment and plant available for this project.

15. Enclose a copy of latest Financial Statement.

16. Credit Available for this Contract: $_____

17. Contracts now in hand, gross amount: $_____

18. Have you ever refused to sign a contract at your original bid? _____

19. Have you ever been declared in default on a contract? _____

20. Remarks: _____

(The above statements must be subscribed and sworn to before a Notary Public.)

Date: _____

Firm Name: _____

By: _____

Title: _____

State of Florida Contractor's License No. (Attach copy of License):_____

Date of Expiration: _____

Notary Public: _____

REFERENCES

List 3 similar commercial projects the Bidder has completed within the last 5 years.

1. Company name _____

   Address _____

   Contact Name _____

   Contact Phone or E-Mail
   _____

   Short description of project
   _____

   _____

   _____

2. Company name _____

   Address _____

   Contact Name _____

   Contact Phone or E-Mail
   _____

   Short description of project
   _____

   _____

   _____

3. Company name _____

   Address _____

   Contact Name _____

   Contact Phone or E-Mail
   _____

   Short description of project
   _____

   _____

   _____

SUWANNEE COUNTY BOARD OF COUNTY COMMISSIONERS

SUBCONTRACTORS LIST

The Bidder declares that is fully investigated each subcontractors listed, and has in its files evidence that each subcontractor fully complies with the requirements of these specifications, has engaged successfully in his line of work for a reasonable period of time, that he maintains a fully equipped organization capable, technically and financially, of performing the work required, and that he has made similar installation in the satisfactory manner. The Bidder further declares that it shall not change any of these designated subcontractors for the work under this Contract without the Owner's written permission.

DESCRIPTION OF WORK	NAME, ADDRESS PHONE NUMBER OF SUBCONTRACTOR

(The above statements must be subscribed and sworn to before a Notary Public.)

Date: _____

Firm Name: _____

By: _____

Date of Expiration: _____

Notary Public: _____

END OF SUBCONTRACTOR LIST

SUWANNEE COUNTY BOARD OF COUNTY COMMISSIONERS

SWORN STATEMENT UNDER SECTION 287.133(3)(A), FLORIDA STATUTES, ON PUBLIC ENTITY CRIMES

THIS FORM MUST BE SIGNED IN THE PRESENCE OF A NOTARY PUBLIC OR OTHER OFFICER AUTHORIZED TO ADMINISTER OATHS.

1. This sworn statement is submitted to the **Suwannee County Board of County Commissioners** by _____ (print individual's name and title) for _____ (print name of entity submitting sworn statement), whose business address is _____ _____ and (if applicable) its Federal Employer Identification Number (FEIN) is _____ (if the entity has no FIEN, include the Social Security Number of the individual signing this sworn statement: _____).

2. I understand that a "public entity crime" as defined in Paragraph 287.133(1)(g), Florida Statues, means a violation of any state of federal law by a person with respect to and directly related to the transaction of business with any public entity or with an agency or political subdivision of any other state or with the United States, including, but not limited to any bid or contract for goods or services, any lease for real property, or any contract for the construction or repair of a public building or public work, involving antitrust, fraud, theft, bribery, collusion, racketeering, conspiracy, or material misrepresentation.

3. I understand that "convicted" or "conviction" as defined in Paragraph 287.133(1)(b), Florida Statutes, means a finding of guilt or a conviction of a public entity crime, with or without an adjudication or guilt, in any federal or state trial court or record relating to charges brought by indictment or information after July 1, 1989, as a result of jury verdict, non-jury trial, or entry of a plea of guilty or nolo contendere.

4. I understand that an "affiliate" as defined in Paragraph 287.133(1)(a), Florida Statutes, means:

    a. A predecessor or successor of a person convicted of a public entity crime; or

    b. An entity under the control of any natural person who is active in the management of the entity and who has been convicted of a public entity crime. The term "affiliate" includes those officers who are active in the management of an affiliate. The ownership by one person of shares constituting a controlling interest in another person, or a pooling of equipment or income among persons when not for fair market value under an arm's length agreement, shall be a prima facie case that one person controls another person. A person who knowingly enters into a joint venture with a person who has been convicted of a public entity crime in Florida during the preceding 36 months shall be considered an affiliate.

5. I understand that a "person" as defined in Paragraph 287.133(1)(e), Florida Statutes means any natural person or any entity organized under the laws of any state or of the United States with the legal power to enter into a binding contract and which bids or applies to bid on contracts let by a public entity, or which otherwise transacts or applies to transact business with a public entity. The term "person" includes those officers, directors, executives, partners, shareholders, employees, members, and agents who are active in management of an entity.

6. Based on information and belief, the statement that I have marked below is true in relation to the entity submitting this sworn statement. **(Indicate which statement applies.)**

    _____Neither the entity submitting this sworn statement, nor any of its officers, directors, executives, partners, shareholders, employees, members, or agents who are active in the

management of the entity, nor any affiliate or the entity has been charged with and convicted of a public entity crime subsequent to July 1, 1989.

_____The entity submitting the sworn statement, or one or more of its officers, directors, executives, partners, shareholders, employees, members, or agents who are active in the management of the entity, or an affiliate of the entity has been charged with and convicted of a public entity crime subsequent to July 1, 1989.

_____The entity submitting the sworn statement, or one or more of its officers, directors, executives, partners, shareholders, employees, members, or agents who are active in the management of the entity, or an affiliate of the entity has been charged with and convicted of a public entity crime subsequent to July 1, 1989. However, there has been a subsequent proceeding before a Hearing Office of the State of Florida, Division of Administrative Hearings and the Final Order entered by the Hearing Officer determined that it was not in the public interest to place the entity submitting this sworn statement on the convicted vendor list. **(Attach a copy of the final order.)**

I UNDERSTAND THAT THE SUBMISSION OF THIS SWORN STATEMENT TO THE CONTRACTING OFFICER FOR THE **SUWANNEE COUNTY BOARD OF COUNTY COMMISSIONERS** IDENTIFIED IN PARAGRAPH 1 (ONE) ABOVE IS FOR THAT PUBLIC ENTITY ONLY AND THAT THIS SWORN STATEMENT IS VALID, FOR SUCCESSFUL BIDDERS, THROUGH COMPLETION OF THE CONTRACT FOR WHICH IT IS SUBMITTED. I ALSO UNDERSTAND THAT I AM REQUIRED TO INFORM THE PUBLIC ENTITY PRIOR TO ENTERING INTO A CONTRACT IN EXCESS OF THE THRESHOLD AMOUNT PROVIDED IN SECTION 287.017, FLORIDA STATUTES FOR ANY CATEGORY TWO OF ANY CHANGEIN THE INFORMATION CONTAINED IN THIS FORM.

_____
Signature

_____
Date

State of_____

County of _____

PERSONALLY APPEARED BEFORE ME, the undersigned authority, _____who, after first being sworn by me, affixed his/her signature (Name of individual signing) in the space provided above on this _____ day of _____, 2022.

_____
NOTARY PUBLIC

My commission expires: _____

Form PUR 7068 (Rev. 4.98)

END OF PUBLIC CRIMES ENTITY STATEMENT

SUWANNEE COUNTY BOARD OF COUNTY COMMISSIONERS

NON-COLLUSION AFFIDAVIT

State of _____

County of _____

_____being first duly sworn, deposes and says that:

7. He is the _____(Owner, Partner, Officer, Representative or Agent) of _____, the Bidder that has submitted the attached bid;

8. He is fully informed respecting the preparation and contents of the attached bid and of all pertinent circumstances respecting such bid;

9. Such bid is genuine and is not a collusive or sham bid;

10. Neither the said bidder nor any of its officers, partners, OWNERS, agents, representatives, employees or parties in interest, including this affiant, have in any way colluded, conspired, connived or agreed, directly or indirectly, with any other bidder, firm or person to submit a collusive or sham bid in connection with the work for which the attached bid has been submitted; or to refrain from bidding in connection with such work; or have in any manner, directly or indirectly, sought by agreement or collusion or communication or conference with any bidder, firm or person to fix the price or prices in the attached bid or to secure through any collusion, conspiracy, connivance or unlawful agreement any advantage against (recipient) or any person interested in the proposed work;

11. The price or prices quoted in the attached bid are fair and proper and are not tainted by any collusion, conspiracy, connivance or unlawful agreement on the part of the bidder of any other of its agents, representatives, OWNERS, employees or parties in interest including this affidavit.

By: _____

Title: _____

Subscribed and sworn to before me this _____ day of _____, 2022.

_____
Notary Public

My Commission Expires: _____

END OF NON-COLLUSION AFFIDAVIT

E-Verify for

Bid No. 2022-21

PEACOCK LAKE BOAT RAMP IPROVEMENTS

Suwannee County, Florida

Company/Entity:_____

Authorized Signature:_____

The Company acknowledges and agrees to utilize the U. S. Department of Homeland

Security's E-verify system in accordance with the terms governing use of the system, for the purpose of confirming the employment eligibility of all employees, subcontractors or persons utilized by the Company while undertaking work within Suwannee County.

BID NUMBER 2022-21
PEACOCK LAKE BOAT RAMP IMPROVEMENTS
SUWANNEE COUNTY, FL

Failure to Perform Questionnaire

Name of Company: _____

1. Has the company been involved in any litigation within the last (5) five years for failure to perform?

Yes _____ No_____

If yes, explain:
_____
_____
_____
_____
_____
_____

2. Has a bond company or other insurance been utilized to complete a project for the company within the last (5) five years?

Yes _____ No _____

If yes, explain:
_____
_____
_____
_____
_____
_____

Administrative Services
13150 80th Terrace Live Oak, FL 32060
Randy Harris, County Administrator

Suwannee County Nondiscrimination Policy

I. Policy Statement

Suwannee County Board of County Commissioners (hereinafter the Agency) does not tolerate discrimination in any of its programs, services or activities. Pursuant to Title VI of the Civil Rights Act of 1964 and other federal and state authorities, the Agency will not exclude from participation in, deny the benefits of, or subject to discrimination anyone on the grounds of race, color, religion, sex, sexual orientation, gender identity, national origin, genetics, handicap status, income status, or family status.

II. Complaint Procedures

The Agency has established a discrimination complaint procedure and will take prompt and reasonable action to investigate and eliminate discrimination when found. Any person who believes that he or she has been subjected to discrimination based upon race, color, religion, sex, sexual orientation, gender identity, national origin, genetics, handicap status, income status, or family status in any Agency program, service or activity may file a complaint with the Agency Title VI/Nondiscrimination Coordinator:

Name:	Paula Pennington
Address:	13150 80th Terrace
	Live Oak, FL. 32060
Email:	paulap@suwcountyfl.gov
Phone:	386-264-3400

If possible, the complaint should be submitted in writing and contain the identity of the

Administrative Services
13150 80th Terrace Live Oak, FL 32060
Randy Harris, County Administrator

complainant; the basis for the allegations (i.e., of race, color, religion, sex, sexual orientation, gender identity, national origin, genetics, handicap status, income status, or family status); and a description of the alleged discrimination with the date of occurrence. If the complaint cannot be submitted in writing, the complainant should contact the Title VI/ Nondiscrimination Coordinator for assistance. The Title VI/Nondiscrimination Coordinator will respond to the complaint within thirty (30) calendar days and will take reasonable steps to resolve the matter.

Randy Harris
County Administrator
Policy approval/revision date: 3/1/2022

Board of County Commissioners

13150 80th Terrace Live Oak, FL 32060

_____

Franklin White, Chairman

Bid No. 2022-21

PEACOCK LAKE BOAT RAMP IMPROVEMENTS

SUWANNEE COUNTY, FL

NONDISCRIMINATION POLICY ACKNOWLEDGEMENT

_____ **(Company Name)** is familiar with the Suwannee County Board of County Commissioners Nondiscrimination Policy and is hereby committed to complying with same.

Accepted By/Authorized Representative:

_____

(Print Name)

_____ _____

(Signature) **(Date)**

Please complete and submit this form with all of you RFQ documents

CONTRACT

SUWANNEE COUNTY BOARD OF COUNTY COMMISSIONERS

CONTRACT

This AGREEMENT, made and entered into this ___ day of _____, 2022, between Suwannee County Board of County Commissioners, hereinafter designated the Owner, party of the first part, and _____ of the City of _____, State of Florida, hereinafter designated the Contractor, party of the second part,

WITNESSETH

THAT THE PARTIES to these presents, each in consideration of the undertakings, promises and agreements on the part of the other, herein combined, have undertaken, promised and agreed, and do herby undertake, promise, and agree; the party(ies) of the first part for itself, its successors, and assigns, and the party(ies) of the second part for (its), (itself), and (its), (their) heirs, executors, administrators, successors, and assigns; as follows:

That the party(ies) of the second part in consideration of the sums of money herein specified to be paid by said party of the first part to said party(ies) of the second part, shall and will at its, their own cost and expense furnish all design, labor, materials, tools, and equipment for the **Peacock Lake Boat Ramp Improvements Project** in accordance with:

- The Plans;
- The Specifications, Bidding and Contract Requirements, General and Supplementary General Conditions;
- All Addenda, issues prior to opening of Bids;

all therein referred to as the Contract Documents, are hereby made a part of this Contract, all of said work to be fully completed to the acceptance of and by the Suwannee County Board of County Commissioners the amount of _____as per the unit prices in the bid schedule, on page 13.

If the Contractor fails to comply with any of the terms, conditions, provisions, or stipulations of this Contract, according to the true intent and meaning thereof, then the party of the first part may avail itself of any or all remedies provided in that behalf in the Contract and shall have the right and power to proceed in accordance with the provisions thereof.

That the Contractor shall commence Work within ten (10) days of the date set by the Owner in a written Notice to Proceed and shall substantially complete all work under this Contract 90 calendar days after Notice to Proceed.

The Owner hereby agrees to pay the Contractor for the said work the Lump Sum price set forth in the BID SCHEDULE, page 13, using monthly pay applications. Payments to the Contractor by the Owner shall be made upon presentation of the proper certificates to the Owner and upon terms set forth in the Contract Documents.

It is mutually agreed between the parties hereto that time is the essence of this Contract, and in the event the Construction is not substantially complete by the date specified below in COLUMN I of the CONSTRUCTION SCHEDULE, it is agreed that from any money due or to become due the Contractor or his/her Surety, the Owner may retain the dollar amount shown below in COLUMN II per day for each calendar day thereafter, Sundays and Holidays included, that the work remains incomplete, not as a penalty but as liquidation of a reasonable portion of damages that will be incurred by the Owner by the failure of the Contractor to complete work within the times stipulated:

PROJECT SCHEDULE

DESCRIPTION	**COLUMN I** Calendar Days per Phase	**COLUMN II** Liquidated Damages per Calendar Day if Work is not Completed by the Calendar Days Shown in Column I
Mobilization / Erosion control	15 days	$250
Boat Ramp Construction	30 days	$250
Retaining wall / Earthwork	30 days	$250
Stabilization / Sod	15 days	$250

It is further mutually agreed between the parties hereto that if, at any time after the execution of the Agreement (including the various guarantee periods thereunder) and the Surety Bonds hereto attached, the Owner shall deem the surety or sureties upon bond or bonds to be unsatisfactory, or if, for any reason, such bond or bonds cease to be adequate to cover the performance of the work or the prompt payment for said labor, materials, supplies and services, the Contractor shall, at his own expense within five (5) days from the date of written notice from the sureties, as shall be satisfactory to the Owner. In such event, no further payment to the Contractor shall be deemed due under this Agreement until such new or additional bond or bonds are furnished in a manner and form satisfactory to the Owner.

IN WITNESS WHEREOF, the parties to the agreement have hereunto set their hands and seals and have executed this Agreement the day and year first above written in two counterparts, each of which shall without proof of accounting for the other counterpart, be deemed an original Contract.

Signed. Sealed and Delivered in
The presence of:

Suwannee County Board of County Commissioners
OWNER
(Party of the First Part)

BY: _____
Franklin White, Chairman

ATTEST:

BY: _____

(Seal)

CONTRACTOR
(Party of the Second Part)

BY: _____

TITLE: _____
(Seal)

(Contractor shall indicate whether
Corporation, Partnership, Company
or Individual)

ATTEST BY: _____

TITLE: _____

The person signing shall in his own
Handwriting sign the principals
Name, his/her own name, and his title.
Where the person signing for a
Corporation is the other than the
President, he shall, by affidavit,
Show his authority to bind the corporation.
A corporate seal is required for all
Companies that are incorporated.

_____
Out-of-state Contractors must affix
Florida tax registration number.

END OF CONTRACT

SUWANNEE COUNTY BOARD OF COUNTY COMMISSIONERS

PAYMENT BOND

KNOW ALL MEN BY THESE PRESENTS: that _____, as Principal, hereinafter called Contractor, and _____as Surety, hereinafter called Surety, are held and firmly bound unto the Suwannee County Board of County Commissioners as oblige, hereinafter called Owner, in the amount _____ for the payment of which Contractor and Surety bond themselves, their heirs, executors, administrators, successors, and assigns, jointly and severally, firmly by these presents.

WHEREAS, Contractor has written agreement dated _____, 2022, entered into a Contract with Owner for Peacock Lake Boat Ramp Improvements Project in accordance with all of the Contract Documents consisting of the Plans and Project Manual, and all addenda or other revisions prepared by the Suwannee County Board of County Commissioners, which Contract is be reference made a part hereof and is hereinafter referred to as the Contract.

NOW, THEREFORE, the conditions of the above obligation is such that if the said Contractor shall well and faithfully perform the things agreed by him/her to be done and performed according to the terms of said Contract, and shall promptly make payments to all persons supplying labor, material, and supplies used directly or indirectly by the said Contractor, or subcontractors, in the prosecution of the work provided for in said Contract, we agreeing, and assenting that this undertaking shall be for the benefit of any subcontractor, material person, or laborer having a just claim, as well as for the Obligee herein, then this obligation shall be void, otherwise, the same shall remain in full force and effect, it being expressly understood and agreed that the liability of the Surety for any and all claims hereunder shall in no event exceed the amount of this obligation as herein stated.

The said Surety hereby stipulates and agrees that no modifications, omissions, or additions, in or to the terms of said Contract or on or to the plans and specifications thereof shall in any way affect the obligations of said Surety or its Bond.

The said Surety shall inform the Owner thirty (30) days prior to expiration of this bond, by giving notice by registered mail.

Signed and sealed this _____ day of _____, 2022.

(Principal must indicate whether corporation, partnership, company or individual)

_____

_____
Principal

The person signing shall, in his own handwriting, sign the principals name, his own and his title. Where a person signing for a corporation is other than the President or Vice President, he must, by affidavit as contained herein, show his authority to bind the corporation.

By: _____

_____
Title"

(Contractor's corporate seal)

_____

_____

(Affix Surety's corporate seal)

_____
Surety

By: _____

_____, 2022
COUNTERSIGNED

_____
Florida Resident Agent

_____
Florida License Number

(Attach "BOND AFFIDAVIT" on copy of form bound in these specifications)

END OF PAYMENT BOND
SUWANNEE COUNTY BOARD OF COUNTY COMMISSIONERS

PERFORMANCE BOND

KNOW ALL MEN BY THESE PRESENTS: that _____, as Principal, hereinafter called Contractor, and _____as Surety, hereinafter called Surety, are held and firmly bound unto the Suwannee County Board of County Commissioners as oblige, hereinafter called Owner, in the amount _____ for the payment of which Contractor and Surety bond themselves, their heirs, executors, administrators, successors, and assigns, jointly and severally, firmly by these presents.

WHEREAS, Contractor has written agreement dated _____, 2022, entered into a Contract with Owner for **Peacock Lake Boat Ramp Improvements Project** in accordance with all of the Contract Documents consisting of the Plans and Project Manual, and all addenda or other revisions prepared by the **Suwannee County Board of County Commissioners**, which Contract is be reference made a part hereof and is hereinafter referred to as the Contract.

NOW, THEREFORE, the conditions of the above obligation is such that if the said Contractor shall well and faithfully perform the things agreed by him/her to be done and performed according to the terms of said Contract, and shall promptly make payments to all persons supplying labor, material, and supplies used directly or indirectly by the said Contractor, or subcontractors, in the prosecution of the work provided for in said Contract, we agreeing, and assenting that this undertaking shall be for the benefit of any subcontractor, material person, or laborer having a just claim, as well as for the Obligee herein, then this obligation shall be void, otherwise, the same shall remain in full force and effect, it being expressly understood and agreed that the liability of the Surety for any and all claims hereunder shall in no event exceed the amount of this obligation as herein stated.

The said Surety hereby stipulates and agrees that no modifications, omissions, or additions, in or to the terms of said Contract or on or to the plans and specifications thereof shall in any way affect the obligations of said Surety or its Bond.

The said Surety further stipulates and agrees that in the event of a default or deficiency on the part of the Contractor amounting to a breach of the Contract, the Owner may, by giving notice by registered mail to Contractor and Surety, require that such default or deficiencies be remedied within ten (10) days from the date of such notice. Failure so to remedy or to take proper steps to remedy such defaults or deficiencies within said period shall be cause for the Owner to require that Surety take over and prosecute the work under the Contract and to take over all obligations pertaining thereto. In the event the work under the Contract is taken over by the Surety in a manner satisfactory to the Owner, the Owner will pay to the Surety henceforth all amounts due and to become due under the Contract, including amendments, less the balance of the Contract price previously paid to the Contractor and less liquidated damages, if assessed. The Owner shall not be liable for any monies not due on the Contract and shall not be made a party to any dispute between Contractor and Surety.

If the Surety does not take over the work in a satisfactory manner within ten (10) days after the notice of default or does not proceed with completing the work in accordance with the Contract, the Owner shall have full power and authority, without impairing the obligation of the Contract or the Contract Bond, to take over the completion of the work; to appropriate or use any or all material and equipment that may be suitable; to enter into agreements and provisions thereof; or to use such other methods as may be required for completion for the Contract. The contract and his Surety shall be liable for all costs incurred by the Owner in completing the work and for all liquidated damages in conformity with the terms of the Contract. If the sum of such liquidated damages and the expense so incurred by the Owner is less than the sum which would have been payable under this Contract if it had been completed by the Contractor or his Surety, the Contractor or his Surety shall be entitled to receive the difference; and if the sum of such expense and such

liquidated damages exceeds the sum which would have been payable under the Contract, the Contractor or his Surety shall be liable and shall pay to the Owner the amount of such excess. Notice to the Contractor shall be liable and shall pay to the Owner the amount of such excess. Notice to the Contractor shall be deemed to have been served when delivered to the person in charge of any office used by the Contractor, his representative at or near the work, or by registered mail addressed to the Contractor at his last known place of business.

The said Surety further stipulates and agrees that this bond is also given and made as a guarantee insuring the Owner against loss resulting from costs of repairing, replacing, or reconstructing any portion of the work performed or equipment furnished under the Contract, because of failure to perform as specified or from being defective in any manner whatsoever. This bond shall remain in full force and effect for a period of one year after the date of written recommendation and of acceptance by the Owner.

The said Surety shall inform the Owner thirty (30) days prior to expiration of this bond, by giving notice by registered mail.

Signed and sealed this _____ day of _____, 2022

(Principal must indicate whether corporation, partnership, company or individual)

_____

_____
Principal

The person signing shall, in his own handwriting, sign the principals name, his own and his title. Where a person signing for a corporation is other than the President or Vice President, he must, by affidavit as contained herein, show his authority to bind the corporation.

By: _____

_____
Title”

(Contractor’s corporate seal)

_____

_____

(Affix Surety’s corporate seal)

_____
Surety

By: _____

_____, 2022
COUNTERSIGNED

_____
Florida Resident Agent

_____
Florida License Number

(Attach “BOND AFFIDAVIT” on copy of form bound in these specifications)

END OF PERFORMANCE BOND

SUWANNEE COUNTY BOARD OF COUNTY COMMISSIONERS

BOND AFFIDAVIT

State of _____

County of _____

Before me, the undersigned authority, personally appeared _____, who, being duly sworn, deposes and says that he/she is a duly authorized (resident) (nonresident) insurance agent, properly licensed under the laws of the State of _____ and the State of Florida, to represent _____ of (company name), a company authorized to make corporate surety bonds under the laws of the State of Florida.

Said _____ further certifies that as Attorney-in-fact for the said _____ he has signed the attached bond in the sum _____ on behalf of _____ covering the **Suwannee County Board of County Commissioners, Peacock Lake Boat Ramp Improvements Project**.

Said _____ further certifies that the premium on the said bond is _____ which will be paid in full direct to him/her as Attorney-in-fact, and included in his/her regular accounts to the said _____, and that he/she will receive his regular commission of _____ percent as Attorney-in-fact for the execution of said Bond and that his commission will not be divided with anyone except as follows: _____ percent to _____ (company name), who is duly authorized resident insurance agent and properly licensed under the laws of the State of Florida.

Countersigned:

_____
Florida Resident Agent and Attorney-in-Fact

_____
Florida License Number

ACKNOWLEDDGEMENT FOR ATTORNEY-IN-FACT

Sworn to and subscribed before me

This ____ day of _____ , 2022.

Notary Public, State of_____
My Commission expires _____

MISCELLANEOUS FORMS

END OF BOND AFFIDAVIT

SUWANNEE COUNTY BOARD OF COUNTY COMMISSIONERS

NOTICE TO PROCEED

DATE: _____

TO: _____

_____

PROJECT: Peacock Lake Boat Ramp Improvements
Suwannee County, FL

You are hereby given notice to commence the Work on the Project in accordance with the Contract dated _____ on _____ and you are to complete the Work within **90** calendar days thereafter for this project. The date of completion of all Work is _____.

You are required to return an acknowledged copy of this Notice to Proceed to the Owner.

Suwannee County Board of County Commissioners
Owner

By: _____

Title: _____

ACCEPTANCE OF NOTICE TO PROCEED

Receipt of the above Notice to Proceed is hereby acknowledged by:

_____

Dated this _____ day of _____, 2022.

Signed: _____

Title: _____

END OF NOTICE TO PROCEED
SUWANNEE COUNTY BOARD OF COUNTY COMMISSIONERS

CERTIFICATE OF SUBSTANTIAL COMPLETION

PROJECT: Peacock Lake Boat Ramp Improvements

DEWBERRY PROJECT NO.: 50118696

CONTRACT DATE: _____, 2022

DATE OF ISSUANCE: _____, 2022

To: CONTRACTOR

To: OWNER

Suwannee County Board of County Commissioners

The Work performed under this Contract has been reviewed and found, to the Engineer's best knowledge, information, and belief, to be substantially complete. Substantial Completion is the point in the progress of the Work when the Work, or designated portion thereof, is sufficiently complete, in accordance with the Contract Documents, to allow the Owner's occupation or utilization of the Work for it's intended use.

The date of Substantial Completion of the Project, or portion thereof, designated above is the Date of Issuance established by this Certificate.

Dewberry Engineers Inc.

_____ _____ _____
Engineer **By** **Date**

A list of items to be completed or corrected is attached hereto. The failure to include any item on such list does not alter the responsibility of the Contractor to complete all work in accordance with the Contract Documents. Unless otherwise agreed to in writing, the Date of Commencement of Warranties for the whole work will be the Date of Issuance of the Certificate of Final Completion.

The Contractor will complete or correct the Work on the attached list of items on, or before, _____

_____ _____ _____
Contractor **By** **Date**

The Owner accepts the Work, or designated portion, as substantially complete and will assume full possession at:

Time: _____ Date: _____

Suwannee County Board of County Commissioners

_____ _____ _____
Owner **By** **Date**

The responsibilities of the Owner and Contractor for security, maintenance, heat, utilities, damage to the work and insurance shall be as follows: **Contractor to retain all until Final Completion.**

END OF CERTIFICATE OF SUBSTANTIAL COMPLETION

SUWANNEE COUNTY BOARD OF COUNTY COMMISSIONERS

CERTIFICATE OF FINAL COMPLETION

PROJECT: Peacock Lake Boat Ramp Improvements

DEWBERRY PROJECT NO.: 50118696

CONTRACT DATE: _____, 2022

DATE OF ISSUANCE: _____, 2022

To: CONTRACTOR

To: OWNER

Suwannee County Board of County Commissioners

The Work performed under this Contract has been inspected by authorized representatives of the OWNER, CONTRACTOR and ENGINEER, and the work is hereby declared to be complete in accordance with Contract Documents on

_____
Date of Final Completion

NOTICE TO PROCEED: _____, 20___ (Date)

CONTRACT TIME: (90 Days)

ADDITIONAL CONTRACT TIME APPROVED BY CHANGE ORDER: (Calendar Days)

TOTAL APPROVED CONTRACT TIME: (Calendar Days)

ACTUAL CONTRACT TIME: (Calendar Days)

UNAPPROVED CONSTRUCTION TIME: (Calendar Days)

A warranty inspection will be held on: _____, 20___
The warranty will expire on: _____, 20___
The following documents are attached to and made part of this Certificate:

This certificate constitutes an acceptance of the work in accordance with the Contract Documents. The determination by the ENGINEER that the work is complete nor the acceptance by the Owner shall operate as a bar to claim against the CONTRACTOR under the terms of the guarantee provisions of the Contract Documents.

Engineer: Dewberry Engineers Inc.	**By:**	**Date:**
Contractor:	**By:**	**Date:**
Owner: Suwannee County Board of County Commissioners	**By:**	**Date:**

END OF CERTIFICATE OF FINAL COMPLETION

GENERAL PROVISIONS

SECTION 10 GENERAL CONDITIONS

1. Definitions
2. Additional Instructions and Detail Drawings
3. Schedules, Reports, and Records
4. Drawings and Specifications
5. Shop Drawings
6. Materials, Services, and Facilities
7. Inspection and Testing
8. Substitutions
9. Patents
10. Surveys, Permits, Regulations
11. Protection of Work, Property, Persons
12. Supervision by Contractor
13. Changes in the Work
14. Changes in Contract Price
15. Time for Completion and Liquidated Damages
16. Correction of Work
17. Subsurface Conditions
18. Suspension of Work, Termination, and Delay
19. Assignments
20. Indemnification
21. Separate Contracts
22. Subcontracting
23. Engineer's Authority
24. Land and Rights-of-Way
25. Guarantee
26. Arbitration (Optional)
27. Taxes

1. DEFINITIONS

1.1 Wherever used in the Contract Documents, the following terms shall have the meanings indicated and shall be applicable to both the singular and plural thereof, unless the context clearly indicates otherwise, with such terms appearing in either all upper-case letters (as set forth below) or a combination of upper and lower case letters:

1.2 ADDENDA - Written or graphic instruments issued prior to the execution of the Agreement which modify or interpret the INVITATION TO BID, or the CONTRACT DOCUMENTS, DRAWINGS and SPECIFICATIONS, by additions, deletions, clarifications, or corrections.

1.3 BID - The offer or proposal of the BIDDER submitted on the prescribed form setting forth the prices for the WORK to be performed.

1.4 BIDDER - Any person, firm, or corporation submitting a BID for the WORK.

1.5 BONDS - Bid, Performance, and Payment Bonds and other instruments of surety, furnished by the CONTRACTOR and the CONTRACTOR'S surety in accordance with the CONTRACT DOCUMENTS.

1.6 CHANGE ORDER - A written order to the CONTRACTOR authorizing an addition, deletion, or revision in the WORK within the general scope of the CONTRACT DOCUMENTS or authorizing an adjustment in the CONTRACT PRICE or CONTRACT TIME.

1.7 CONTRACT DOCUMENTS or Contract Documents- The contract between OWNER and CONTRACTOR, including Advertisement for BIDS, Information for BIDDERS, BID, BID

BOND, Drug Free Workplace Form, Agreement, Payment BOND, Performance BOND, NOTICE OF AWARD, NOTICE TO PROCEED, CHANGE ORDER, DRAWINGS, SPECIFICATIONS, and ADDENDA, and any other documents listed as CONTRACT DOCUMENTS in the Agreement.

1.8 CONTRACT PRICE - The total monies payable to the CONTRACTOR under the terms and conditions of the CONTRACT DOCUMENTS.

1.9 CONTRACT TIME - The number of calendar days stated in the CONTRACT DOCUMENTS for the completion of the WORK.

1.10 CONTRACTOR - The person, firm or corporation with whom the OWNERS has executed the Agreement.

1.11 DRAWINGS - The parts of the CONTRACT DOCUMENTS which show the characteristics and scope of the WORK to be performed and which have been prepared or approved by the ENGINEER.

1.12 ENGINEER - The person, firm, or corporation named as such in the CONTRACT DOCUMENTS.

1.13 FIELD ORDER - A written order effecting a change in the WORK not involving an adjustment in the CONTRACT PRICE or an extension of the CONTRACT TIME, issued by the ENGINEER to the CONTRACTOR during construction.

1.14 NOTICE OF AWARD - The written notice of the acceptance of the BID from the OWNERS to the successful BIDDER.

1.15 NOTICE TO PROCEED - Written communication issued by the OWNERS to the CONTRACTOR authorizing him/her to proceed with the WORK and establishing the date for commencement of the WORK.

1.16 OWNERS or OWNER- A public or quasi-public body or authority, corporation, association, partnership, or an individual for whom the WORK is to be performed.

1.17 PROJECT - The undertaking to be performed as provided in the CONTRACT DOCUMENTS.

1.18 RESIDENT PROJECT REPRESENTATIVE - The authorized representative of the OWNERS who is assigned to the PROJECT site or any part thereof.

1.19 SHOP DRAWINGS - All drawings, diagrams, illustrations, brochures, schedules and other data which are prepared by the CONTRACTOR, a SUBCONTRACTOR, manufacturer, SUPPLIER or distributor, which illustrate how specific portions of the WORK shall be fabricated or installed.

1.20 SPECIFICATIONS - A part of the CONTRACT DOCUMENTS consisting of written descriptions of a technical nature of materials, equipment, construction systems, standards and workmanship.

1.21 SUBCONTRACTOR - An individual, firm, or corporation having a direct contract with CONTRACTOR or with any other SUBCONTRACTOR for the performance of a part of the WORK at the site.

1.22 SUBSTANTIAL COMPLETION - That date certified by the ENGINEER when the construction of the PROJECT or a specified part thereof is sufficiently completed, in

accordance with the CONTRACT DOCUMENTS, so that the PROJECT or specified part can be utilized for the purposes for which it is intended.

1.23 SUPPLEMENTAL GENERAL CONDITIONS - Modifications to General Conditions required by a State agency for participation in the PROJECT and approved by the agency in writing prior to inclusion in the CONTRACT DOCUMENTS, or such requirements that may be imposed by applicable state laws or by the OWNERS' governing regulations.

1.24 SUPPLIER - Any person or organization who supplies materials or equipment for the WORK, including that fabricated to a special design, but who does not perform labor at the site.

1.25 WORK - All labor necessary to produce the construction required by the CONTRACT DOCUMENTS, and all materials and equipment incorporated or to be incorporated in the PROJECT.

1.26 WRITTEN NOTICE - Any notice to any party of the Agreement relative to any part of this Agreement in writing and considered delivered and the service thereof completed, when posted by certified or registered mail to the said party at their last given address, or delivered in person to said party or their authorized representative on the WORK.

2. ADDITIONAL INSTRUCTION AND DETAIL DRAWINGS

2.1 The CONTRACTOR may be furnished additional instructions and detail drawings, by the ENGINEER, as necessary to carry out the WORK required by the CONTRACT DOCUMENTS.

2.2 The additional drawings and instructions thus supplied will become a part of the CONTRACT DOCUMENTS. The CONTRACTOR shall carry out the WORK in accordance with the additional detail drawings and instructions.

3. SCHEDULES, REPORTS AND RECORDS

3.1 The CONTRACTOR shall submit to the OWNERS such schedule of quantities and costs, progress schedules, payrolls, reports, estimates, records and other data where applicable as are required by the CONTRACT DOCUMENTS for the WORK to be performed.

3.2 Prior to the first partial estimate the CONTRACTOR shall submit construction progress schedules showing the order in which the CONTRACTOR proposes to carry on the WORK, including dates at which the various parts of the WORK will be started, estimated date of completion of each part and, as applicable:

3.2.1 The dates at which special detail drawings will be required; and

3.2.2 Respective dates for submission of SHOP DRAWINGS, the beginning of manufacture, the testing and the installation of materials, supplies and equipment.

3.3 The CONTRACTOR shall also submit a schedule of payments that the CONTRACTOR anticipates will be earned during the course of the WORK.

4. DRAWINGS AND SPECIFICATIONS

4.1 The intent of the DRAWINGS and SPECIFICATIONS is that the CONTRACTOR shall furnish all labor, materials, tools, equipment, and transportation necessary for the proper

execution of the WORK in accordance with the CONTRACT DOCUMENTS and all incidental work necessary to complete the PROJECT in an acceptable manner, ready for use, occupancy or operation by the OWNERS.

4.2 In case of conflict between the DRAWINGS and SPECIFICATIONS, the DRAWINGS shall govern. Figure dimensions on DRAWINGS shall govern over general DRAWINGS.

4.3 Any discrepancies found between the DRAWINGS and SPECIFICATIONS and site conditions or any inconsistencies or ambiguities in the DRAWINGS or SPECIFICATIONS shall be immediately reported to the ENGINEER, in writing, who shall promptly correct such inconsistencies or ambiguities in writing. WORK done by the CONTRACTOR after discovery of such discrepancies, inconsistencies or ambiguities shall be done at the CONTRACTOR'S risk.

5. SHOP DRAWINGS

5.1 The CONTRACTOR shall provide SHOP DRAWINGS as may be necessary for the prosecution of the WORK as required by the CONTRACT DOCUMENTS. The ENGINEER shall promptly review all SHOP DRAWINGS. The ENGINEER'S approval of any SHOP DRAWING shall not release the CONTRACTOR from responsibility for deviations from the CONTRACT DOCUMENTS. The approval of any SHOP DRAWING which substantially deviates from the requirement of the CONTRACT DOCUMENTS shall be evidenced by a CHANGE ORDER.

5.2 When submitted for the ENGINEER'S review, SHOP DRAWINGS shall bear the CONTRACTOR'S certification that he has reviewed, checked and approved the SHOP DRAWINGS and that they are in conformance with the requirements of the CONTRACT DOCUMENTS.

5.3 Portions of the WORK requiring a SHOP DRAWING or sample submission shall not begin until the SHOP DRAWING or submission has been approved by the ENGINEER. A copy of each approved SHOP DRAWING and each approved sample shall be kept in good order by the CONTRACTOR at the site and shall be available to the ENGINEER.

6. MATERIALS, SERVICES AND FACILITIES

6.1 It is understood that, except as otherwise specifically stated in the CONTRACT DOCUMENTS, the CONTRACTOR shall provide and pay for all materials, labor, tools, equipment, water, light, power, transportation, supervision, temporary construction of any nature, and all other services and facilities of any nature whatsoever necessary to execute, complete, and deliver the WORK within the specified time.

6.2 Materials and equipment shall be so stored as to insure the preservation of their quality and fitness for the WORK. Stored materials and equipment to be incorporated in the WORK shall be located so as to facilitate prompt inspection.

6.3 Manufactured articles, materials, and equipment shall be applied, installed, connected, erected, used, cleaned and conditioned as directed by the manufacturer.

6.4 Materials, supplies, or equipment shall be in accordance with samples submitted by the CONTRACTOR and approved by the ENGINEER.

6.5 Materials, supplies, or equipment to be incorporated into the WORK shall not be purchased by the CONTRACTOR or the SUBCONTRACTOR subject to chattel mortgage or under a conditional sale contract or other agreement by which in interest is retained by the seller.

7. INSPECTION AND TESTING

7.1 All materials and equipment used in the construction of the PROJECT shall be subject to adequate inspection and testing in accordance with generally accepted standards, as required and defined in the CONTRACT DOCUMENTS.

7.2 The OWNERS shall provide all inspection and testing services not required by the CONTRACT DOCUMENTS.

7.3 The CONTRACTOR shall provide at the CONTRACTOR'S expense all testing and inspection services required by the CONTRACT DOCUMENTS.

7.4 If the CONTRACT DOCUMENTS, laws, ordinances, rules, regulations or orders of any public authority having jurisdiction require any WORK to specifically be inspected, tested, or approved by someone other than the CONTRACTOR, the CONTRACTOR will give the ENGINEER timely notice of readiness. The CONTRACTOR will then furnish the ENGINEER the required certificates of inspection, testing or approval.

7.5 Inspections, tests, or approvals by the ENGINEER or others shall not relieve the CONTRACTOR from the obligations to perform the WORK in accordance with the requirements of the CONTRACT DOCUMENTS.

7.6 The ENGINEER and the ENGINEER'S representatives will at all times have access to the WORK. In addition, authorized representatives and agents of any participating Federal or State agency shall be permitted to inspect all work, materials, payrolls, records or personnel, invoices of materials, and other relevant data and records. The CONTRACTOR will provide proper facilities for such access and observation of the WORK and also for any inspection or testing thereof.

7.7 If any WORK is covered contrary to the written instruction of the ENGINEER, it must, if requested by the ENGINEER, be uncovered for the ENGINEER'S observation and replaced at the CONTRACTOR'S expense.

7.8 If the ENGINEER considers it necessary or advisable that covered WORK be inspected or tested by others, the CONTRACTOR, at the ENGINEER's request, will uncover, expose or otherwise make available for observation, inspection or testing as the ENGINEER may require, that portion of the WORK in question, furnishing all necessary labor, materials, tools, and equipment. If it is found that such WORK is defective, the CONTRACTOR will bear all the expenses of such uncovering, exposure, observation, inspection and testing, and of satisfactory reconstruction. If, however, such WORK is not found to be defective, the CONTRACTOR will be allowed an increase in the CONTRACT PRICE or an extension of the CONTRACT TIME, or both, directly attributable to such uncovering, exposure, observation, inspection, testing and reconstruction, and an appropriate CHANGE ORDER shall be issued.

8. SUBSTITUTIONS

8.1 Whenever a material, article, or piece of equipment is identified on the DRAWINGS or SPECIFICATIONS by reference to brand name or catalogue numbers, it shall be understood that this is the only acceptable product. In cases where two or more products

are identified, then the CONTRACTOR may select from the products identified. Whenever a product is identified on the DRAWINGS or SPECIFICATIONS by reference to a brand name with "or approved equal" appended, then the CONTRACTOR may recommend the substitution of a material, article, or piece of equipment of equal substance and function for those referred to in the CONTRACT DOCUMENTS, and if, in the opinion of the ENGINEER, such material, article, or piece of equipment is of equal substance and function to that specified, the ENGINEER will allow its substitution and use by the CONTRACTOR. The CONTRACTOR will be required to identify selected items by brand name at the time of bidding. No substitutions will be allowed for these items, after the bids are opened.

9. PATENTS

9.1 The CONTRACTOR shall pay all applicable royalties and license fees, and shall defend all suits or claims for infringement of any patent rights and save the OWNERS harmless from loss in account thereof, except that the OWNERS shall be responsible for any such loss when a particular process, design, or product of a particular manufacturer or manufacturers is specified. However, if the CONTRACTOR has reason to believe that the design, process or products specified is an infringement of a patent, the CONTRACTOR shall be responsible for such loss unless the CONTRACTOR promptly gives such information to the ENGINEER.

10. SURVEYS, PERMITS, REGULATIONS

10.1 The OWNERS shall furnish all boundary surveys and establish all base lines for locating the principal component parts of the WORK together with a suitable number of bench marks adjacent to the WORK as shown in the CONTRACT DOCUMENTS. From the information provided by the OWNERS, unless otherwise specified in the CONTRACT DOCUMENTS, the CONTRACTOR shall develop and make all detail surveys needed for construction such as slope stakes, batter boards, stakes for pipe locations and other working points, lines, elevations, and cut sheets.

10.2 The CONTRACTOR shall carefully preserve bench marks, reference points and stakes and, in case of willful or careless destruction, shall be charged with the resulting expense and shall be responsible for any mistake that may be caused by their unnecessary loss or disturbance.

10.3 Permits and licenses of a temporary nature necessary for the prosecution of the WORK shall be secured and paid for by the CONTRACTOR unless otherwise stated in the SUPPLEMENTAL GENERAL CONDITIONS. (These shall include City and/or County building permits, burn permits, debris disposal permits, etc.) Permits, licenses and easements for permanent structures or permanent changes in existing facilities shall be secured and paid for by the OWNERS, unless otherwise specified. The CONTRACTOR shall give all notices and comply with all laws, ordinances, rules and regulations bearing on the conduct of the WORK as drawn and specified. If the CONTRACTOR observes that the CONTRACT DOCUMENTS are at variance therewith, the CONTRACTOR shall promptly notify the ENGINEER in writing, and any necessary changes shall be adjusted as provided in Section 13, CHANGES IN THE WORK.

11. PROTECTION OF WORK, PROPERTY, AND PERSONS

11.1 The CONTRACTOR will be responsible for initiating, maintaining, and supervising all safety precautions and programs in connection with the WORK. The CONTRACTOR will take all necessary precautions for the safety of, and will provide the necessary protection to prevent

damage, injury or loss to all employees on the WORK and other persons who may be affected thereby, all the WORK and all materials or equipment to be incorporated therein, whether in storage on or off the site, and other property at the site or adjacent thereto, including trees, shrubs, lawns, walks, pavements, roadways, structures and utilities not designated for removal, relocation or replacement in the course of construction.

11.2 The CONTRACTOR will comply with all applicable law, ordinances, rules, regulations, and orders of any public body having jurisdiction. The CONTRACTOR will erect and maintain, as required by the conditions and progress of the WORK, all necessary safeguards for safety and protection. The CONTRACTOR will notify OWNERS of adjacent utilities when prosecution of the WORK may affect them. The CONTRACTOR will remedy all damage, injury or loss to any property caused, directly or indirectly, in whole or part, by the CONTRACTOR, any SUBCONTRACTOR or anyone directly or indirectly employed by any of them or anyone of whose acts any of them may be liable, except damage or loss attributable to the fault of the CONTRACT DOCUMENTS or the acts or omissions of the OWNERS, of the ENGINEER or anyone employed by either of them or anyone for whose acts either of them may be liable, and not attributable, directly or indirectly, in whole or in part, to the fault or negligence of the CONTRACTOR.

11.3 In emergencies affecting the safety of persons or the WORK or property at the site or adjacent thereto, the CONTRACTOR, without special instructions or authorization from the ENGINEER or OWNERS, shall act to prevent threatened damage, injury or loss. The CONTRACTOR will give the ENGINEER prompt WRITTEN NOTICE of any significant changes in the WORK or deviations from the CONTRACT DOCUMENTS caused thereby, and a CHANGE ORDER shall thereupon be issued covering the changes and deviations involved.

12. SUPERVISION BY CONTRACTOR

12.1 The CONTRACTOR will supervise and direct the WORK. He will be solely responsible for the means, methods, techniques, sequences and procedures of construction. The CONTRACTOR will employ and maintain on the WORK a qualified supervisor or superintendent who shall have been designated in writing by the CONTRACTOR as the CONTRACTOR'S representative at the site. The supervisor shall have full authority to act on behalf of the CONTRACTOR and all communications given to the supervisor shall be as binding as if given to the CONTRACTOR. The supervisor shall be present on the site at all times as required to perform adequate supervision and coordination of the WORK.

13. CHANGES IN THE WORK

13.1 The OWNERS may at any time, as the need arises, order changes within the scope of the WORK without invalidating the Agreement. If such changes increase or decrease the amount due under the CONTRACT DOCUMENTS, or in the time required for performance of the WORK, an equitable adjustment shall be authorized by CHANGE ORDER.

13.2 The ENGINEER, also, may at any time, by issuing a FIELD ORDER, make changes in the details of the WORK. The CONTRACTOR shall proceed with the performance of any changes in the WORK so ordered by the ENGINEER unless the CONTRACTOR believes that such FIELD ORDER entitles the CONTRACTOR to a change in CONTRACT PRICE or TIME, or both, in which event the CONTRACTOR shall give the ENGINEER WRITTEN NOTICE thereof within seven (7) days after the receipt of the ordered change. Thereafter the CONTRACTOR shall document the basis for the change in CONTRACT PRICE or TIME within thirty (30) days. The CONTRACTOR shall not execute such changes pending the receipt of an executed CHANGE ORDER or further instruction from the OWNERS.

14. CHANGES IN CONTRACT PRICE

14.1 The CONTRACT PRICE may be changed only by a CHANGE ORDER. The value of any WORK covered by a CHANGE ORDER or of any claim for increase or decrease in the CONTRACT PRICE shall be determined by one or more of the following methods in the order of precedence listed below:

a. Unit prices contained in the bid schedule.
b. An agreed lump sum.

15. TIME FOR COMPLETION AND LIQUIDATED DAMAGES

15.1 The date of beginning and the time for completion of the WORK are essential conditions of the CONTRACT DOCUMENTS and the WORK embraced shall be commenced on a date specified in the NOTICE TO PROCEED.

15.2 The CONTRACTOR will proceed with the WORK at such rate of progress to insure full completion within the CONTRACT TIME. It is expressly understood and agreed, by and between the CONTRACTOR and the OWNERS, that the CONTRACT TIME for the completion of the WORK described herein is a reasonable time, taking into consideration the average climatic and economic conditions and other factors prevailing in the locality of the WORK.

15.3 If the CONTRACTOR shall fail to complete the WORK within the CONTRACT TIME, or extension of time granted by the OWNERS, then the CONTRACTOR will pay to the OWNERS the amount for liquidated damages as specified in the Bid for each calendar day that the CONTRACTOR shall be in default after the time stipulated in the CONTRACT DOCUMENTS.

15.4 The CONTRACTOR shall not be charged with liquidated damages or any excess cost when the delay in completion of the WORK is due to the following and the CONTRACTOR has promptly given WRITTEN NOTICE of such delay to the OWNERS or ENGINEER.

15.4.1 To any preference, priority or allocation order duly issued by the OWNERS.

15.4.2 To unforeseeable causes beyond the control and without the fault or negligence of the CONTRACTOR, including but not restricted to, acts of God, or of the public enemy, acts of the OWNERS, acts of another CONTRACTOR in the performance of a contract with the OWNERS, fires, floods, epidemics, quarantine restrictions, strikes, freight embargoes, and abnormal and unforeseeable weather; and

15.4.3 To any delays of SUBCONTRACTORS occasioned by any of the causes specified in paragraphs 15.4.1 and 15.4.2 of this article.

16. CORRECTION OF WORK

16.1 The CONTRACTOR shall promptly remove from the premises all WORK rejected by the ENGINEER for failure to comply with the CONTRACT DOCUMENTS, whether incorporated in the construction or not, and the CONTRACTOR shall promptly replace and re-execute the WORK in accordance with the CONTRACT DOCUMENTS and without expense to the OWNERS and shall bear the expense of making good all WORK of other CONTRACTORS destroyed or damaged by such removal or replacement.

16.2 All removal and replacement WORK shall be done at the CONTRACTOR'S expense. If the CONTRACTOR does not take action to remove such rejected WORK within ten (10) days after receipt of WRITTEN NOTICE, the OWNERS may remove such WORK and store the materials at the expense of the CONTRACTOR.

17. SUBSURFACE CONDITIONS

17.1 The CONTRACTOR shall promptly, and before such conditions are disturbed, except in the event of an emergency, notify the OWNERS by WRITTEN NOTICE of:

17.1.1 Subsurface or latent physical conditions at the site differing materially from those indicated in the CONTRACT DOCUMENTS; or

17.1.2 Unknown physical conditions at the site, of an unusual nature, differing materially from those ordinarily encountered and generally recognized as inherent in WORK of the character provided for in the CONTRACT DOCUMENTS.

17.2 The OWNERS shall promptly investigate the conditions, and if it is found that such conditions do so materially differ and cause an increase or decrease in the cost of, or in the time required for, performance of the WORK, an equitable adjustment shall be made, and the CONTRACT DOCUMENTS shall be modified by a CHANGE ORDER. Any claim of the CONTRACTOR for adjustment hereunder shall not be allowed unless the required WRITTEN NOTICE has been given; provided that the OWNERS may, if the OWNERS determines the facts so justify, consider and adjust any such claims asserted before the date of final payment.

18. SUSPENSION OF WORK, TERMINATION, AND DELAY

18.1 The OWNERS may suspend the WORK or any portion thereof for a period of not more than ninety days or such further time as agreed upon by the CONTRACTOR, by WRITTEN NOTICE to the CONTRACTOR and the ENGINEER which shall fix the date on which WORK shall be resumed. The CONTRACTOR will resume that WORK on the date so fixed. The CONTRACTOR will be allowed an increase in the CONTRACT PRICE or an extension of the CONTRACT TIME, or both, directly attributable to any suspension.

18.2 If the CONTRACTOR is adjudged as bankrupt or insolvent, or makes a general assignment for the benefit of its creditors, or if a trustee or receiver is appointed for the CONTRACTOR or for any of its property, or if CONTRACTOR files a petition to take advantage of any debtor's act, or to reorganize under the bankruptcy or applicable laws, or repeatedly fails to supply sufficient skilled workmen or suitable materials or equipment, or repeatedly fails to make prompt payments to SUBCONTRACTORS or for labor, materials or equipment, or disregards laws, ordinances, rules, regulations or orders of any public body having jurisdiction of the WORK or disregards the authority of the ENGINEER, or otherwise violates any provision of the CONTRACT DOCUMENTS, then the OWNERS may, without prejudice to any other right or remedy and after giving the CONTRACTOR and its surety a minimum of ten (10) days from delivery of a WRITTEN NOTICE, terminate the services of the CONTRACTOR and take possession of the PROJECT and of all materials, equipment, tools, construction equipment and machinery thereon owned by the CONTRACTOR, and finish the WORK by whatever method the OWNERS may deem expedient. In such case the CONTRACTOR shall not be entitled to receive any further payment until the WORK is finished. If the unpaid balance of the CONTRACT PRICE exceeds the direct and indirect costs of completing the project, including compensation for additional professional services, such excess SHALL BE PAID TO THE CONTRACTOR. If such costs exceed

such unpaid balance, the CONTRACTOR will pay the difference to the OWNERS. Such costs incurred by the OWNERS will be determined by the ENGINEER and incorporated in a CHANGE ORDER.

18.3 Where the CONTRACTOR'S services have been so terminated by the OWNERS, said termination shall not affect any right of the OWNERS against the CONTRACTOR then existing or which may thereafter accrue. Any retention or payment of monies by the OWNERS due the CONTRACTOR will not release the CONTRACTOR from compliance with the CONTRACT DOCUMENTS.

18.4 After ten (10) days from delivery of a WRITTEN NOTICE to the CONTRACTOR and the ENGINEER, the OWNERS may, without cause and without prejudice to any other right or remedy, elect to abandon the PROJECT and terminate the CONTRACT. In such case the CONTRACTOR shall be paid for all WORK executed and any expense sustained plus reasonable profit.

18.5 If, through no act or fault of the CONTRACTOR, the WORK is suspended for a period of more than ninety (90) days by the OWNERS or under an order of court or other public authority, or the ENGINEER fails to act on any request for payment within thirty (30) days after it is submitted, or the OWNERS fails to pay the CONTRACTOR substantially the sum approved by the ENGINEER or awarded by arbitrators within thirty (30) days of its approval and presentation, then the CONTRACTOR may after ten (10) days from delivery of a WRITTEN NOTICE to the OWNERS and the ENGINEER terminate the CONTRACT and recover from the OWNERS payment for all WORK executed and all expenses sustained. In addition and in lieu of terminating the CONTRACT, if the ENGINEER has failed to act on a request for payment or if the OWNERS has failed to make any payment as aforesaid, the CONTRACTOR may upon ten (10) days written notice to the OWNERS and the ENGINEER stop the WORK until paid all amounts then due, in which event and upon resumption of the WORK CHANGE ORDERS shall be issued for adjusting the CONTRACT PRICE or extending the CONTRACT TIME or both to compensate for the costs and delays attributable to the stoppage of the WORK.

18.6 If the performance of all or any portion of the WORK is suspended, delayed, or interrupted as a result of a failure of the OWNERS or ENGINEER to act within the time specified in the CONTRACT DOCUMENTS, or if no time is specified, within a reasonable time, an adjustment in the CONTRACT PRICE or an extension of the CONTRACT TIME, or both, shall be made by CHANGE ORDER to compensate the CONTRACTOR for the costs and delays necessarily caused by the failure of the OWNERS or ENGINEER.

19. ASSIGNMENTS

19.1 Neither the CONTRACTOR nor the OWNERS shall sell, transfer, assign, or otherwise dispose of the Contract or any portion thereof, or of any right, title or interest therein, or any obligations thereunder, without written consent of the other party.

20. INDEMNIFICATION

20.1 The CONTRACTOR will indemnify and hold harmless the OWNERS and the ENGINEER and their agents and employees from and against all claims, damages, losses and expenses including attorney's fees arising out of or resulting from the performance of the WORK, provided that any such claims, damage, loss or expense is attributable to bodily injury, sickness, disease or death, or to injury to or destruction of tangible property including the loss of use resulting therefrom; and is caused in whole or in part by any negligent or

willful act or omission of the CONTRACTOR, and SUBCONTRACTOR, anyone directly or indirectly employed by any of them or anyone for whose acts any of them may be liable.

20.2 In any and all claims against the OWNERS or the ENGINEER, or any of their agents or employees, by any employee of the CONTRACTOR, any SUBCONTRACTOR, anyone directly or indirectly employed by any of them, or anyone for whose acts any of them may be liable, the indemnification obligation shall not be limited in any way by any limitation on the amount or type of damages, compensation or benefits payable by or for the CONTRACTOR or any SUBCONTRACTOR under workmen's compensation acts, disability benefit acts or other employee benefits acts.

20.3 The obligation of the CONTRACTOR under this paragraph shall not extend to the liability of the ENGINEER, its agents or employees arising out of the preparation or approval of maps, DRAWINGS, opinions, reports, surveys, CHANGE ORDERS, designs or SPECIFICATIONS.

21. SEPARATE CONTRACTS

21.1 The OWNER reserves the right to let other contracts in connection with this PROJECT. The CONTRACTOR shall afford other CONTRACTORS reasonable opportunity for the introduction and storage of their materials and the execution of their WORK and shall properly connect and coordinate the WORK with theirs. If the proper execution or results of any part of the CONTRACTOR'S WORK depends upon the WORK of any other CONTRACTOR, the CONTRACTOR shall inspect and promptly report to the ENGINEER any defects in such WORK that render it unsuitable for such proper execution and results.

21.2 The OWNERS may perform additional WORK related to the PROJECT or the OWNERS may let other contracts containing provisions similar to these. The CONTRACTOR will afford the other CONTRACTORS who are parties to such Contracts (or the OWNERS, if the OWNERS is performing the additional WORK) reasonable opportunity for the introduction and storage of materials and equipment and the execution of WORK, and shall properly connect and coordinate the WORK with theirs.

21.3 If the performance of additional WORK by the CONTRACTORS or the OWNERS is not noted in the CONTRACT DOCUMENTS prior to the execution of the CONTRACT, written notice thereof shall be given to the CONTRACTOR prior to starting any such additional WORK. If the CONTRACTOR believes that the performance of such additional WORK by the OWNERS or others involves it in additional expense or entitles it to an extension of the CONTRACT TIME, the CONTRACTOR may make a claim thereof as provided in Sections 14 and 15.

22. SUBCONTRACTING

22.1 The CONTRACTOR may utilize the services of specialty SUBCONTRACTS on those parts of the WORK which, under normal contracting practices, are performed by specialty SUBCONTRACTORS.

22.2 The CONTRACTOR shall not award WORK to SUBCONTRACTOR(S), in excess of fifty (50%) percent of the CONTRACT PRICE, without prior written approval of the OWNERS.

22.3 The CONTRACTOR shall be fully responsible to the OWNERS for the acts and omissions of its SUBCONTRACTORS, and of persons either directly or indirectly employed by them, as the CONTRACTOR is for the acts and omissions of persons directly employed by it.

22.4 The CONTRACTOR shall cause appropriate provisions to be inserted in all subcontracts relative to the WORK to bind SUBCONTRACTORS to the CONTRACTOR by the terms of the CONTRACT DOCUMENTS insofar as applicable to the WORK of SUBCONTRACTORS and give the CONTRACTOR the same power as regards terminating any subcontract that the OWNERS may exercise over the CONTRACTOR under any provision of the CONTRACT DOCUMENTS.

22.5 Nothing contained in this CONTRACT shall create any contractual relation between any SUBCONTRACTOR and the OWNERS.

23. ENGINEER'S AUTHORITY

23.1 The ENGINEER shall act as the OWNERS' representative during the construction period, shall decide questions which may arise as to quality and acceptability of materials furnished and WORK performed, and shall interpret the intent of the CONTRACT DOCUMENTS in a fair and unbiased manner. The ENGINEER will make visits to the site and determine of the WORK is proceeding in accordance with the CONTRACT DOCUMENTS.

23.2 The CONTRACTOR will be held strictly to the intent of the CONTRACT DOCUMENTS in regard to the quality of materials, workmanship, and execution of the WORK. Inspections may be at the factory or fabrication plant of the source of material supply.

23.3 The ENGINEER will not be responsible for the construction means, controls, techniques, sequences, procedures, or construction safety.

23.4 The ENGINEER shall promptly make decisions relative to interpretation of the CONTRACT DOCUMENTS.

24. LAND AND RIGHTS-OF-WAY

24.1 Prior to issuance of NOTICE TO PROCEED, the OWNERS shall obtain all land and rights-of-way necessary for carrying out and for the completion of the WORK to be performed pursuant to the CONTRACT DOCUMENTS, unless otherwise mutually agreed.

24.2 The OWNERS shall provide to the CONTRACTOR information which delineates and describes the lands owned and rights-of-way acquired.

24.3 The CONTRACTOR shall provide at its own expense and without liability to the OWNERS any additional land and access thereto that the CONTRACTOR may desire for temporary construction facilities, or storage of materials.

25. GUARANTEE

25.1 The CONTRACTOR shall guarantee all materials and equipment furnished and WORK performed for a period of one year from the date of SUBSTANTIAL COMPLETION. The CONTRACTOR warrants and guarantees for a period of one (1) year from the date of SUBSTANTIAL COMPLETION of the system that the completed system if free from all defects due to faulty materials or workmanship and the CONTRACTOR shall promptly make such corrections as may be necessary by reason of such defects including the repairs of the damage of other parts of the system resulting from such defects. The OWNERS will give notice of observed defects with reasonable promptness. In the event that the CONTRACTOR should fail to make such repairs, adjustments, or other WORK that may be made necessary by such defects, the OWNERS may do so and charge the

CONTRACTOR the cost thereby incurred. The Performance BOND shall remain in full force and effect through the guarantee period.

26. ARBITRATION

26.1 Arbitration is an optional form to resolve claims, disputes, and other matters pertaining to the CONTRACT DOCUMENTS, or breach thereof. Arbitration is subject to written agreement of both parties, OWNER and CONTRACTOR.

26.2 In the event that arbitration is agreed to by OWNER and CONTRACTOR, any claims, disputes, and other matters in question arising out of, or relating to, the CONTRACT DOCUMENTS or the breach thereof, except for claims which have been waived by making an acceptance of final payment, that are agreed to be decided by arbitration by OWNER and CONTRACTOR shall be decided by such arbitration in accordance with the Construction Industry Arbitration Rules of the American Arbitration Association. If agreed to by OWNER and CONTRACTOR, any award rendered by the arbitrators shall be final, and judgment may be entered upon it in any court having jurisdiction thereof.

26.3 Notice of the request for arbitration shall be filed in writing with the OWNER and CONTRACTOR. If arbitration is agreed to by both parties, notice of the arbitration shall be filed in writing by the party requesting arbitration with the American Arbitration Association and a copy shall be filed with the ENGINEER. Request for arbitration shall in no event be made on any claim, dispute, or other matter in question which would be barred by the applicable statute of limitations.

26.4 The CONTRACTOR will carry on the WORK and maintain the progress schedule during any arbitration proceedings, unless otherwise mutually agreed in writing.

27. TAXES

27.1 The CONTRACTOR will pay all sales, consumer, use, and other similar taxes required by the laws of the place where the WORK is performed.

END OF SECTION

SECTION 20 - APPLICATION FOR PAYMENT

NO.
To: (OWNER)
From: (CONTRACTOR)
Contract:
Project: **PEACOCK LAKE BOAT RAMP IMPROVEMENTS**
OWNER's Contract No. _____ENGINEER's Project No. **50118696**
For Work accomplished through the date of: _____

1.	Original Contract Price:	$
2.	Net change by Change Orders and Written Amendments (+ or -):	
3.	Current Contract Price (1 plus 2):	$
4.	Total completed and stored to date:	$
5.	Retainage (per Agreement):	
	_____ % of completed Work:	
	_____ % of stored material:	
	Total Retainage:	
6.	Total completed and stored to date less retainage (4 minus 5):	
7.	Less previous Application for Payments:	
8.	**DUE THIS APPLICATION (6 MINUS 7)**:	

Accompanying Documentation:

CONTRACTOR'S Certification:

The undersigned CONTRACTOR certifies that (1) all previous progress payments received from OWNER on account of Work done under the Contract referred to above have been applied on account to discharge CONTRACTOR's legitimate obligations incurred in connection with Work covered by prior Applications for Payment number 1 through ____ Inclusive; (2) title of all Work, materials and equipment incorporated in said Work or otherwise listed in or covered by this Application for Payment will pass to OWNER at time of payment free and clear of all Liens, security interests and encumbrances (except such as are covered by a Bond acceptable to OWNER indemnifying OWNER against any such Lien, security interest or encumbrance); and (3) all Work covered by this Application for Payment is in accordance with the Contract Documents and not defective.

Dated: _____

_____
CONTRACTOR
By:
_____
_____
_____

State of _____
County of _____
Subscribed and sworn to me before this _____day of _____, 2021

Notary Public

My Commission expires:

Payment of the above AMOUNT DUE THIS APPLICATION is recommended.
Dated:_____
ENGINEER:_____
By:_____

Item	UNIT PRICE	ESTIMATED QUANTITY	SCHEDULE OF VALUES AMOUNT	QUANTITY COMPLETED	AMOUNT	%	MATERIAL STORED	AMOUNT COMPLETED AND STORED
1.								
2.								
3.								
4.								
5.								
6.								
7.								
8.								
9.								
10.								
11.								
12.								
13.								
14.								
15.								
16.								
17.								
18.								
19.								
20.								
21.								
22.								
23.								
24.								
25.								
26.								
27.								
28.								
29.								
30.								
TOTAL COMPLETED & STORED			$		$		$	$

END OF SECTION

SECTION 30 ALTERNATES

PART 1 - GENERAL

RELATED DOCUMENTS:

Drawings and general provisions of Contract, including General and Supplementary Conditions, apply to work of this section.

DESCRIPTION OF REQUIREMENTS:

DEFINITION: An alternate is an amount proposed by Bidders and stated on the Bid Form that will be added to, deducted from, or substituted for an item in the Base Bid amount if the Owner decided to accept a corresponding change in either scope of work or in products, materials, equipment, systems or installation methods described in Contract Documents.

“Include as part of each alternate, miscellaneous devices, appurtenances and similar items incidental to or required for a complete installation whether or not mentioned as part of the alternate.”

COORDINATION: Coordinate related work and modify or adjust adjacent work as required to ensure that work affected by each accepted alternate is complete and fully integrated into the project.

PART 2 - PRODUCTS (Not Applicable)

PART 3 - EXECUTION (Not Applicable)

END OF SECTION

SECTION 40 - DEFINITIONS AND STANDARDS

PART 1 - GENERAL

RELATED DOCUMENTS:

Drawings and general provisions of Contract, including General and Special Conditions, apply to work of this section.

DEFINITIONS:

GENERAL EXPLANATION: A substantial amount of specification language constitutes definitions for terms found in other contract documents, including drawings which must be recognized as diagrammatic in nature and not completely descriptive of requirements indicated thereon. Certain terms used in contract documents are defined generally in this article. Definitions and explanations of this section are not necessarily either complete or exclusive, but are general for the work extent not stated more explicitly in another provision of contract documents.

INDICATED: The term "Indicated" is a cross-reference to graphics, notes or schedules on drawings, to other paragraphs or schedules in the specifications, and to similar means of recording requirements in contract documents. Where terms such as "shown", "noted", "scheduled" and "specified" are used in lieu of "indicated", it is for purpose of helping reader locate cross-reference, and no limitation of location is intended except as specifically noted.

DIRECTED, REQUESTED, ETC.: Where not otherwise explained, terms such as "directed", "requested", "authorized", "selected", "approved", "required", "accepted", and "permitted" mean "directed by Engineer", "requested by Engineer", etc. However, no such implied meaning will be interpreted to extend Engineer's responsibility into Contractor's area of construction supervision.

APPROVE: Where used in conjunction with Engineer's response to submittals, requests, applications, inquiries, reports and claims by Contractor, the meaning of term "approved" will be held to limitations of Engineer's responsibilities and duties as specified in General and Special Conditions. In no case will "approval" by Engineer be interpreted as a release of Contractor from responsibilities to fulfill requirements of contract documents.

PROJECT SITE: The space available to Contractor for performance of the work, either exclusively or in conjunction with others performing other work as part of the project. The extent of project site is shown on drawings, and may or may not be identical with description of land upon which project is to be built.

FURNISH: Except as otherwise defined in greater detail, the term "furnish" is used to mean supply and deliver to project site, ready for unloading, unpacking, assembly, installation, etc., as applicable in each instance.

INSTALL: Except as otherwise defined in greater detail, term "install" is used to describe operations at project site including unloading, unpacking, assembly, erection, placing, anchoring, applying, working to dimension, finishing, curing, protecting, cleaning and similar operations, as applicable in each instance.

PROVIDE: Except as otherwise defined in greater detail, term "provide" means furnish and install, complete and ready for intended use, as applicable in each instance.

INSTALLER: The entity (person or firm) engaged by Contractor or its subcontractor or sub-contractor for performance of a particular unit of work at project site, including installation, erection,

application and similar required operations. It is a general requirement that such entities (Installers) be expert in operations they are engaged to perform.

TESTING LABORATORY: An independent entity engaged to perform specific inspections of tests of work, either at project site or elsewhere; and to report and (if required) interpret results of those inspections or tests.

SPECIFICATION EXPLANATIONS:

SPECIFICATION CONTENT: Because of methods by which this project specification has been produced, certain general characteristics of content, and conventions in use of language are explained as follows:

SPECIFYING METHODS: The techniques or methods of specifying to record requirements varies throughout text, and may include "prescriptive", "open generic-descriptive", "compliance with standards", "performance", "proprietary", or a combination of these. The method used for specifying one unit of work has no bearing on requirements for another unit of work.

OVERLAPPING AND CONFLICTING REQUIREMENTS: Where compliance with 2 or more industry standards or sets of requirements is specified, and overlapping of those different standards or requirements establishes different or conflicting minimums or levels of quality, most stringent requirement (which is generally recognized to be also most costly) is intended and will be enforced, unless specifically detailed language written into contract documents (not by way of reference to an industry standard) clearly indicates that a less stringent requirement is to be fulfilled. Refer apparently-equal-but-different requirements, and uncertainties as to which level of quality is the more stringent, to Engineer for a decision before proceeding.

CONTRACTOR'S OPTIONS: Except for overlapping or conflicting requirements, where more than one set of requirements are specified for a particular unit of work, option is intended to be Contractor's regardless of whether specifically indicated as such.

MINIMUM QUALITY/QUANTITY: In every instance, quality level or quantity shown or specified is intended as minimum for the work to be performed or provided. Except as otherwise specifically indicated, actual work may either comply exactly with that minimum (within specified tolerances), or may exceed that minimum within reasonable limits. In complying with requirements, indicated numeric values are either minimums or maximums as noted or as appropriate for context of requirements. Refer instances of uncertainty to Engineer for decision before proceeding.

SPECIALISTS; ASSIGNMENTS: In certain instances, specification text requires (or at least implies) that specific work be assigned to specialists or expert entities, who must be engaged for performance of those units of work. These must be recognized as special requirements over which Contractor has no choice or option. These assignments must not be confused with (and are not intended to interfere with) normal application of regulations, union jurisdictions and similar conventions. One purpose of such assignments is to establish which party or entity involved in a specific unit of work is recognized as "expert" for indicated construction processes or operations. Nevertheless, final responsibility for fulfillment of entire set of requirements remains with Contractor.

TRADES: Except as otherwise indicated, the use of title such as "carpentry" in specification text, implies neither that the work must be performed by an accredited or unionized tradesperson or

corresponding generic name (such as "carpenter"), nor that specified requirements apply exclusively to work by tradesperson of that corresponding generic name.

ABBREVIATIONS: The language of specifications and other contract documents is of the abbreviated type in certain instances, and implies words and meanings which will be appropriately interpreted. Actual work abbreviations of a self-explanatory nature have been included in texts. Specific abbreviations have been established, principally for lengthy technical terminology and primarily in conjunction with coordination of specification requirements with notations on drawings and in schedules. These are frequently defined in section at first instance of use. Trade association names and titles of general standards are frequently abbreviated. Singular words will be interpreted as singular where applicable and where full context of the contract documents so indicates.

INDUSTRY STANDARDS

GENERAL APPLICABILITY OF STANDARDS: Applicable standards of construction industry have same force and effect (and are made a part of contract documents by reference) as if copied directly into contract documents, or as if published copies were bound herewith.

Referenced standards (referenced directly in contract documents or by governing regulations) have precedence over non-referenced standards which are recognized in industry for applicability to work.

PUBLICATION DATES: Except as otherwise indicated, where compliance with an industry standard is required, comply with standard in effect as of date of contract documents.

COPIES OF STANDARDS: Provide where needed for proper performance of the work; obtain directly from publication sources.

ABBREVIATIONS AND NAMES: Where acronyms or abbreviations are used in specifications or other contract documents they are defined to mean the industry recognized name of trade association, standards generating organization, governing authority or other entity applicable to context of text provision. Refer to "Encyclopedia of Associations", published by Gale Research Co., available in large libraries.

SUBMITTALS

PERMITS, LICENSES AND CERTIFICATES: For the Owner's records, submit copies of permits, licenses, certificates, inspection reports, releases, jurisdictional settlements, notices, receipts for fee payments, judgments, and similar documents, correspondence and records established in conjunction with compliance with standards and regulations bearing upon performance of the work.

PART 2 - PRODUCTS (Not Applicable)

PART 3 - EXECUTION (Not Applicable)

END OF SECTION

SECTION 50 SCHEDULES, REPORTS, PAYMENTS

PART 1 - GENERAL

RELATED DOCUMENTS:

Drawings and general provisions of Contract, including General and Supplementary Conditions, apply to work of this section.

PROGRESS MEETING:

INITIAL PROGRESS MEETING: Schedule initial progress meeting, recognized as "Pre-Construction Meeting", for a date not more than 15 days after date of commencement of the work. Use it as an organizational meeting, and review responsibilities and personnel assignments.

UNIT PRICE SCHEDULE:

GENERAL: Refer to individual specification sections for units of work where the establishment of unit prices is required. Methods of measurement and pricing are specified in these sections.

The Owner reserves the right to reject the Contractor's measurement of work-in-place which involves use of established unit prices, and to have this work measured by an independent surveyor acceptable to the Contractor at the Owner's expense.

PAYMENT REQUESTS:

WAIVERS OF LIEN: For final payment application, submit waiver of lien from every entity (including the Contractor) who could lawfully and possibly file a lien in excess of $100 arising out of Contract and related to work covered by payment. Owner reserves right to designate which entities involved in the work must submit waivers.

FINAL PAYMENT APPLICATION: The administrative actions and submittals which must precede or coincide with submittal of final payment application can be summarized as follows, but not necessarily by way of limitation:

Completion of project closeout requirements.

Completion of items specified for completion beyond time of substantial completion (regardless of whether special payment application was previously made).

Assurance, satisfactory to Owner, that unsettled claims will be settled and that work not actually completed and accepted will be completed without undue delay.

Proof, satisfactory to Owner, that taxes, fees and similar obligations of Contractor have been paid.

Removal of temporary facilities, services, surplus materials, rubbish and similar provisions.

Consent of surety for final payment.

APPLICATION TRANSMITTAL: Submit 3 executed copies of each payment application.

PART 2 - PRODUCTS (Not Applicable)

PART 3 - EXECUTION (Not Applicable)

END OF SECTION

SECTION 60 PROCEDURES AND CONTROLS

PART 1 - GENERAL

RELATED DOCUMENTS:

Drawings and general provisions of Contract, including General and Special Conditions, apply work of this section.

DESCRIPTION OF WORK:

The types of minimum requirements for procedures and performance of control work of a general nature include but are not necessarily limited to the following categories:

- Administrative/Supervisory personnel.
- Surveys and records or reports.
- Trades people and workmanship standards.
- Inspections, tests and reports.
- General installation provisions.
- Cleaning and protection.
- Conservation and salvage.

ADMINISTRATIVE/SUPERVISORY PERSONNEL:

GENERAL: In addition to a General Superintendent and other administrative and supervisory personnel required for performance of the work, provide specific coordinating personnel as specified herein.

PROJECT COORDINATOR: Provide a full-time Project Coordinator, who is experienced in administration and supervision of construction including mechanical and electrical work, and who is hereby authorized to act as the general coordinator of interfaces between units of work. For purpose of these provisions, "interface" is defined to include the scheduling and sequencing of work, sharing of access to work spaces, installations, protection of each other's work, cutting and patching, tolerances, cleaning, selection for compatibility preparation of coordination drawings, inspections, tests, and temporary facilities and services.

SURVEYS AND RECORDS/REPORTS:

GENERAL: Working from lines and levels established by property survey, and as shown in relation to the other work, establish and maintain bench marks and other dependable markers to set lines and levels for the work as needed to properly locate each element of entire project. Calculate and measure required dimensions as shown (within recognized tolerances if not otherwise indicated); do not scale drawings to determine dimensions. Advise tradesmen performing the work, of marked lines and levels provided for their use in layout work.

SURVEYOR: Engage a Land Surveyor or a Professional Engineer experienced and specializing in land survey work who is registered in State where project is located, to perform services specified in this article. Surveyor shall carry Professional Liability Insurance.

SURVEY PROCEDURES: Verify layout information shown on drawings, in relation to property survey and existing benchmarks, before proceeding with layout of actual work. Record deviations from required lines and levels, and advise Engineer promptly upon detection of deviations exceeding indicated or recognized tolerances. Record deviations which are accepted (not corrected) on record drawings.

TRADESPERSONS AND WORKMANSHIP STANDARDS:

GENERAL: Instigate and maintain procedures to ensure that persons performing work at site are skilled and knowledgeable in methods and craftsmanship needed to produce required quality-levels for workmanship in completed work. Remove and replace work that does not comply with workmanship standards as specified and as recognized in the construction industry for applications indicated. Remove and replace other work damaged or deteriorated by faulty workmanship or its replacement.

INSPECTIONS, TESTS AND REPORTS:

GENERAL: Required inspection and testing services are intended to assist in determination of probable compliances of work with requirements, but do not relieve Contractor of responsibility for those compliances, or for general fulfillment of requirements of contract documents. Specified inspections and tests are not intended to limit Contractor's quality control program. Afford reasonable access to agencies performing tests and inspections.

QUALIFICATION OF TESTING AGENCIES: Except as otherwise indicated and except where manufacturer's testing facilities are located as acceptable, engage independent testing laboratories specializing in required services.

REPORTS: Submit test/inspection reports, including agency's analysis of results and recommendations where applicable, in duplicate to Engineer except as otherwise indicated, and submit copies directly to governing authorities where required or requested.

Tests that will be required but are not limited to the following:

1. Field Density Tests,
2. Compressive Strength Test on Concrete, and
3. LBR’s and proctors are required.
4. Water Pressure Tests
5. Bacteriological Tests

PART 2 - PRODUCTS (Not Applicable)

PART 3 - EXECUTION

MANUFACTURER'S INSTRUCTIONS:

Where installations include manufactured products, comply with manufacturer's applicable instructions and recommendations for installation, to extent these are more explicit or more stringent than requirements indicated in contract documents.

Inspect each item of materials or equipment immediately prior to installation, and reject damaged and defective items.

Provide attachment and connection devices and methods for securing work properly as it is installed; true to line and level, and within recognized industry tolerances if not otherwise indicated.

Allow for expansions and building movements. Provide uniform joint widths in exposed work, organized for best possible visual effect.

Recheck measurements and dimensions of the work, as an integral step of starting each installation.

Install work during conditions of temperature, humidity, exposure, forecasted weather, and status of project completion that will ensure best possible results for each unit of work, in coordination with entire work. Isolate each unit of work from non-compatible work, as required to prevent deterioration.

MOUNTING HEIGHTS: Where mounting heights are not indicated, mount individual units of work at industry-recognized standard mounting heights for applications indicated. Refer questionable mounting height choices to Engineer for final decision.

CLEANING AND PROTECTION:

GENERAL: During handling and installation of work at project site clean and protect work in progress and adjoining work on a basis of perpetual maintenance. Apply suitable protective covering on newly installed work where reasonably required to ensure freedom from damage or deterioration at time of substantial completion; otherwise, clean and perform maintenance on newly installed work as frequently as necessary through remainder of construction period. Adjust and lubricate operable components to ensure operability without damaging effects.

LIMITING EXPOSURES OF WORK: To extent possible through reasonable control and protection methods, supervise performance of work in a manner and by means which will ensure that none of the work, whether completed or in progress, will be subjected to harmful dangerous, damaging, or otherwise deleterious exposures during construction period. Such exposures include (where applicable, but not by way of limitation) static loading, dynamic loading, internal pressures, external pressures, high or low temperatures, thermal shock, high or low humidity, air contamination or pollution, water, ice, solvents, chemicals, light, radiation, puncture, abrasion, heavy traffic, soiling, bacteria, insect infestation, combustion, electrical current, high speed operation, improper lubrication, unusual wear, misuse, incompatible interface, destructive testing, misalignment, excessive weathering, unprotected storage, improper shipping/handling, theft and vandalism.

CONSERVATION AND SALVAGE:

GENERAL: It is a general procedural requirement for supervision and administration of the work that construction operations be carried out with maximum practical consideration for conservation of energy, water and materials; and with maximum practical consideration for salvaging materials and equipment involved in performance of the work but not incorporated therein. Refer to other sections for required disposition of salvage materials and equipment that are Owner's property (change order procedures).

END OF SECTION

SECTION 70 SUBMITTALS

PART 1 - GENERAL

RELATED DOCUMENTS:

Drawings and general provisions of Contract, including General and Supplementary Conditions, apply to work of this section.

DESCRIPTION OF REQUIREMENTS:

The types of submittal requirements specified in this section include shop drawings, product data, samples and miscellaneous work-related submittals. Individual submittal requirements are specified in applicable sections for each unit of work. Refer to other sections and other contract documents for requirements of administrative submittals.

DEFINITIONS: Work-related submittals of this section are categorized for convenience as follows:

Shop drawings include specially-prepared technical data for this project, including drawings, diagrams, performance curves, data sheets, schedules, templates, patterns, reports, calculations, instructions, measurements and similar information not in standard printed form for general application to a range of similar projects.

Product data include standard printed information on materials, products and systems; not specially-prepared for this project, other than the designation of selections from among available choices printed therein.

Miscellaneous submittals related directly to the work (non-administrative) include warranties, maintenance agreements, workmanship bonds, project photographs, survey data and reports, physical work records, quality testing and certifying reports, copies of industry standards record drawings, field measurements data, operating and maintenance materials, overrun stock, and similar information, devices and materials applicable to the work and not processed as shop drawings, product data or samples.

SUBMITTAL REQUIREMENTS:

GENERAL: Except as otherwise indicated in individual work sections, comply with requirements specified herein for each indicated category of submittal. Provide and process intermediate submittals (where required between initial and final) similar to initial submittals.

SHOP DRAWINGS: Provide newly-prepared information with graphic information at accurate scale (except as otherwise indicated), with name of preparer indicated (firm name). Show dimensions and note which are based on field measurement. Identify materials and products in the work shown. Indicate compliance with standards, and special coordination requirements. Do not allow shop drawing copies without appropriate final approval markings by Engineer to be used in connection with the work. Submit five (5) copies of all shop drawings. The Engineer will maintain two (2) for his records, if more is needed by the Contractor, then the extra required number should be submitted.

PRODUCT DATA: Collect required data into one submittal for each unit of work or system; and mark each copy to show which choices and options are applicable to project. Include manufacturer's standard printed recommendations for application and use, compliance with standards, application of labels and seals, rotation of field measurements which have been checked, and special coordination requirements. Maintain one set of product data (for each submittal) at project site, available for reference by Engineer or others.

SUBMITTALS: Do not submit product data or allow its use on project until compliance with requirements of contract documents has been confirmed by Contractor. Submittal is for information and record, unless otherwise indicated. Initial submittal is final submittal unless returned promptly by Engineer marked with "Revise and Resubmit" which indicates an observed non-compliance. Submit 3 copies, plus 2 additional copies (which will be returned) where required for maintenance manuals.

WARRANTIES: Refer to Section 01605 - "Products" for specific general requirements on warranties, product/workmanship bonds, and maintenance agreements. In addition to copies desired for Contractor's use, furnish 3 executed copies, except furnish 2 additional (conformed) copies where required for maintenance manuals.

CLOSEOUT SUBMITTALS: Refer to individual work sections and to Section 01705 - "Closeout" for specific requirements on submittal of closeout information, materials, tools and similar items.

MAINTENANCE/OPERATING MANUALS: Furnish 5 bound copies.

MATERIALS AND TOOLS: Refer to individual work sections for required quantities of spare parts, extra and overrun stock, maintenance tools and devices, keys and similar physical units to be submitted.

ACTION OF SUBMITTAL:

ENGINEER'S ACTION: Where action and return is required or requested, Engineer will review each submittal, mark with revise and resubmit, and where possible return within 2 weeks of receipt. Where submittal must be held for coordination, Contractor will be so advised by Engineer without delay.

ACTION STAMP: Engineer's action stamp, for use on submittals to be returned to Contractor, is self-explanatory as marked.

PART 2 - PRODUCTS (Not Applicable)

PART 3 - EXECUTION (Not Applicable)

END OF SECTION

SECTION 80 - PRODUCTS AND SUBSTITUTIONS

PART 1 - GENERAL

RELATED DOCUMENTS

Drawings and general provisions of Contract, including General and Special Conditions, apply to work of this section.

DESCRIPTION OF REQUIREMENTS

DEFINITIONS: "Products" is defined to include purchased items for incorporation into the work, regardless of whether specifically purchased for project or taken from Contractor's stock of previously purchased products. "Materials" is defined as products which must be substantially cut, shaped, worked, mixed, finished, refined or otherwise fabricated, processed, installed or applied to form units of work. "Equipment" is defined as products with operational parts, regardless of whether motorized or manually operated, and particularly including products with service connections (wiring, piping, etc.). Definitions in this paragraph are not intended to negate the meaning of the other terms used in contract documents, including "specialties", "systems", "structure", "finishes", "accessories", "furnishings", "special construction", and similar terms, which are self-explanatory and have recognized meanings in the construction industry.

SUBSTITUTIONS: The requirements for substitutions do not apply to specified Contractor options on products and construction methods. Revisions to contract documents, where requested by Owner or Engineer are "changes" not "substitutions". Requested substitutions during bidding period, which have been accepted prior to Contract Date, are included in contract document and are not subject to requirements for substitutions as specified herein. Contractor's determination of and compliance with governing regulations and orders issued by governing authorities do not constitute "substitutions"; and do not constitute a basis for change orders, except as provided for in contract documents. Otherwise, Contractors' requests for changes in products, materials and methods of construction required by contract documents are considered requests for "substitutions", and are subject to requirements hereof.

STANDARDS: Refer to Section 01090 - "Definitions and Standards" for applicability of industry standards to products of project, and for acronyms used in text of specification sections.

QUALITY ASSURANCE

SOURCE LIMITATIONS: To the greatest extent possible for each unit of work, provide products, materials or equipment of a singular generic kind and from a single source.

COMPATIBILITY OF OPTIONS: Where more than one choice is available as options for Contractor's selection of a product or material, select an option that is compatible with other products and materials already selected (which may have been from among options for those other products and materials). Total compatibility among options is not assured by limitations within contract documents, but must be provided by Contractor. Compatibility is a basic general requirement of product/material selections.

SUBMITTALS

REQUESTS FOR SUBSTITUTIONS: Submit 3 copies, fully identified for product or method being replaced by substitutions, including related specification section and drawing number(s), and fully documented to show compliance with requirements for substitutions. Include product data/drawings, description of methods, samples where applicable, Contractor's detailed comparison of significant qualities between specified item and proposed substitution, statement of

effect on construction time and coordination with other affected work, cost information or proposal, and Contractor's statement to the effect that proposed substitution will result in overall work equal-to-or-better-than work originally indicated.

PRODUCT DELIVERY-STORAGE-HANDLING

GENERAL: Deliver, handle and store products in accordance with manufacturer's recommendations and by methods and means that will prevent damage, deterioration, and loss including theft. Control delivery schedules to minimize long-term storage of products at site and overcrowding of construction spaces. In particular, provide delivery/installation coordination to ensure minimum holding or storage times for products recognized to be flammable, hazardous, easily damaged, or sensitive to deterioration, theft, and other sources of loss.

WARRANTIES (GUARANTEES)

COINCIDENTAL PRODUCT WARRANTY: A warranty which is not specifically required by contract documents (other than as specified in this Section); but which is available on a product incorporated into the work, by virtue of the fact that manufacturer of product has published warranty in connection with purchases and uses of product without regard for specific applications except as otherwise limited by terms of warranty. Refer to individual sections of Division 2 through 16 for the determination of units of work that are required to be specifically or individually warranted, and for the specific requirements and terms of those warranties (or guarantees).

GENERAL LIMITATIONS: It is recognized that specific warranties are intended primarily to protect Owner against failure of the work to perform as required, and against deficient, defective and faulty materials and workmanship, regardless of sources. Except as otherwise indicated, specific warranties do not cover failures in the work which results from: 1) Unusual and abnormal phenomena of the elements, 2) The Owner's misuse, maltreatment or improper maintenance of the work, 3) Vandalism after time of substantial completion, of 4) Insurrection of acts of aggression including war.

RELATED DAMAGES AND LOSSES: In connection with Contractor's correction of warranted work which has failed, remove and replace other work of project which has been damaged as a result of such failure, or must be removed and replaced to provide access for correction of warranted work.

REINSTATEMENT OF WARRANTY PERIOD: Except as otherwise indicated, when product warranty has failed and has been corrected by replacement or restoration, reinstate warranty by written endorsement for the following time period, starting on date of acceptance of replaced or restored work: a period of time equal to original warranty period of time.

REPLACEMENT COST, OBLIGATIONS: Except as otherwise indicated, costs of replacing or restoring failing warranted units or products is Contractor's obligation, without regard for whether Owner has already benefited from use through a portion of anticipated useful service lives.

PART 2 - PRODUCTS

GENERAL PRODUCT COMPLIANCES:

GENERAL: The compliance requirements, for individual products as indicated in contract documents, are multiple in nature and may include generic, descriptive, proprietary, performance, prescriptive, compliance with standards, compliance with codes, conformance with graphic details and other similar forms and methods of indicating requirements, all of which must be complied with. Also "allowances" and similar provisions of contract documents will have a bearing on selection process.

PROCEDURES FOR SELECTING PRODUCTS: Contractor's options for selecting products are limited by contract document requirements, and governing regulations, and are not controlled by industry traditions or procedures experienced by Contractor on previous construction project. Required procedures include, but are not necessarily limited to, the following for various indicated methods of specifying:

SINGLE PRODUCT/MANUFACTURER NAME: Provide product indicated except advise Engineer before proceeding, where known that named product is not a feasible or acceptable selection.

TWO OR MORE PRODUCT/MANUFACTURER NAMES: Provide one of the named products, at Contractor's option; but excluding products which do not comply with requirements. Do not provide or offer to provide an unnamed product, except where none of named products comply with requirements or are a feasible selection; advise Engineer before proceeding.

"OR EQUAL": Where named products in specifications text are accompanied by the term "or equal", or other language of similar effect, comply with those contract document provisions concerning "substitutions" for obtaining Engineer's approval (by change order) to provide an unnamed product.

"NAMED": Except as otherwise indicated, is defined to mean manufacturer's name for product, as recorded in published product literature, of latest issue as of date of contract documents. Refer to requests to use products of a later (or earlier) model to Engineer for acceptance before proceeding.

STANDARDS, CODES AND REGULATIONS: Where only compliance with an imposed standard, code or regulation is required, selection from among products which comply with requirements including those standards, codes and regulations, is Contractor's option.

PERFORMANCE REQUIREMENTS: Provide products that comply with specific performances indicated, and which are recommended by manufacturer (in published product literature or by individual certification) for application indicated. Overall performance of a product is implied where product is specified with only certain specific performance requirements.

PRESCRIPTIVE REQUIREMENTS: Provide products which have been produced in accordance with prescriptive requirements, using specified ingredients and components, and complying with specified requirements for mixing, fabricating, curing, finishing, testing and similar operations in manufacturing process.

SUBSTITUTIONS

CONDITIONS: Contractor's request for substitution will be received and considered when extensive revisions to contract documents are not required and changes are in keeping with general intent of contract documents; when timely, fully documented and properly submitted; and when one or more of following conditions is satisfied, all as judged by Engineer. Otherwise request will be returned without action except to record non-compliance with these requirements:

Where request is directly related to an "or equal" clause or other language of same effect in contract documents.

Where required product, material or method cannot be provided within Contract Time, but not as a result of Contractor's failure to pursue the work promptly to coordinate various activities properly.

Where required product, material or method cannot be provided in a manner which is compatible with other materials of the work, or cannot be properly coordinated, therewith, or cannot be warranted as required, or cannot be used without adversely affecting Owner's insurance coverage on completed work, or will encounter other substantial non-compliances which are not possible to otherwise overcome except by making requested substitution, which Contractor thereby certifies to

overcome such non-compatibility, non-coordination, non-warranty, non-insurability or other non-compliance as claimed.

Where required product, material or method cannot receive required approval by a governing authority, and requested substitution can be so approved.

Where substantial advantage is offered Owner, in terms of cost, time, energy conservation or other valuable considerations, after deducting offsetting responsibilities Owner may be required to bear, including additional compensation to Engineer for redesign and evaluation services, increased cost of other work by Owner or separate contractors, and similar considerations.

WORK RELATED SUBMITTALS: Contractor's submittal of, (and Engineer's acceptance of) shop drawings, product data or samples which indicated work not complying with requirements of contract documents, does not constitute an acceptable and valid request for, nor approval of, a substitution.

GENERAL PRODUCT REQUIREMENTS

GENERAL: Provide products which comply with requirements, and which are undamaged and unused at time of installation, and which are complete with accessories, trim, finish, safety guards and other devices and details needed for a complete installation and for intended use and effect.

STANDARD PRODUCTS: Where available, provide standard products of types that have been produced and used previously and successfully on other projects and in similar applications.

CONTINUED AVAILABILITY: Where additional amounts of a product, by nature of its application, are likely to be needed by Owner at a later date for maintenance and repair or replacement work, provide a standard, domestically produced product which is likely to be available to Owner at such later date.

EQUIPMENT NAMEPLATES: Provide permanent nameplate on each item of service-connected or power operated equipment. Indicate manufacturer, product name, model number, serial number, capacity, speed, ratings and similar essential operating data.

PART 3 - EXECUTION (Not Applicable)

END OF SECTION

SECTION 90 PROJECT CLOSEOUT

PART 1 - GENERAL

RELATED DOCUMENTS

Drawings and general provisions of Contract, including General and Supplementary Conditions, apply to work of this section.

DESCRIPTION OF REQUIREMENTS

DEFINITIONS: Closeout is hereby defined to include general requirements near the end of Contract Time, in preparation for final acceptance, final payment, normal termination of Contract, and similar actions evidencing completion of the work. Specific requirements for individual units of work are specified elsewhere in these specifications. Time of closeout is directly related to "Substantial Completion", and therefore may be either a single time period for entire work or a series of time periods for individual parts of the work that have been certified as substantially complete at different dates. That time variation (if any) shall be applicable to other provisions of this section.

PREREQUISITES FOR SUBSTANTIAL COMPLETION

GENERAL: Prior to requesting Engineer's inspection for certification of substantial completion (for either entire work or portions thereof), complete the following and list known exceptions in request:

In progress payment request, coincident with or first following date claimed, show either 100% completion for portion of work claimed as "substantially complete" or list incomplete items, value of incompletion, and reasons for being incomplete.

Include supporting documentation for completion as indicated in these contract documents.

Submit statement showing accounting of changes to the Contract Sum.

Advise Owner of pending insurance changeover requirements.

Submit special warranties, workmanship/maintenance bonds, maintenance agreements, final certifications and similar documents.

Obtain and submit releases enabling Owner's full and unrestricted use of the work and access to services and utilities, including (where required) operating certificate, and similar releases.

Submit record drawings, maintenance manuals, and similar final record information.
Deliver tools, spare parts, extra stocks of materials, and similar physical items to Owner.

Make final changeover of locks and transmit keys to Owner, and advise Owner's personnel to changeover in security provisions.

Complete start-up testing of systems, and instructions of owner's operating/maintenance personnel. Discontinue (or change over) and remove from project site temporary facilities and services, along with construction tools and facilities, mock-ups, and similar elements.

Complete final cleaning up requirements, including touch-up painting of marred surfaces.

Touch-up and otherwise repair and restore marred exposed finishes.

INSPECTION PROCEDURES: Upon receipt of Contractor's request, Engineer will either proceed with inspection or advise Contractor of prerequisites not fulfilled. Following initial inspection, Engineer will either prepare certificate of substantial completion, or advise Contractor of work which must be performed prior to issuance of certificate; and repeat inspection when requested and assured that work has been substantially completed. Results of completed inspection will form initial "punch-list" for final acceptance.

PREREQUISITES FOR FINAL ACCEPTANCE

GENERAL: Prior to requesting Engineer's final inspection for certification of final acceptance and final payment, as required by General Conditions, complete the following and list known exceptions (if any) in request:

Submit final payment request with final releases and supporting documentation not previously submitted and accepted. Include certificates of insurance for products and completed operations where required.

Submit updated final statement, accounting for additional (final) changes to the Contract Sum.

Submit consent of surety.

Submit final liquidation damages settlement statement, acceptable to Owner.

Revise and submit evidence of final continuing insurance coverage complying with insurance requirements.

REINSPECTION PROCEDURE: Upon receipt of Contractor's notice that the work has been completed, including punch-list items resulting from earlier inspections, and accepting incomplete items delayed because of acceptable circumstances, Engineer will reinspect the work. Upon completion of reinspection, Engineer will either prepare certificate of final acceptance or advise Contractor of work not completed or obligations not fulfilled as required for final acceptance. If necessary, procedure will be repeated.

RECORD DOCUMENT SUBMITTALS:

GENERAL: Specific requirements for record documents are indicated in individual sections of these specifications. Other requirements are indicated in General Conditions. General submittal requirements are indicated in Section 01340 - "Submittals". Do not use record documents for construction purposes; protect from deterioration and loss in a secure fire-resistive location; provide access to record documents for Engineer's reference during normal working hours.

RECORD DRAWINGS: Maintain a set of contract drawings and shop drawings in clean, undamaged condition, with mark-up of actual installations which very substantially from the work as originally shown. Mark whichever drawing is most capable of showing "field" condition fully and accurately; however, where shop drawings are used for mark-up, record a cross-reference at corresponding location on working drawings. Mark with red erasable pencil and, where feasible, use other colors to distinguish between variations in separate categories of work. Mark-up new information that is recognized to be of importance to Owner, but was for some reason not shown on either the contract drawings or shop drawings. Give particular attention to concealed work, which would be difficult to measure and record at a later date. Note related change order numbers where applicable.

RECORD SPECIFICATIONS: Maintain one copy of specifications, including addenda, change orders and similar modifications issued in printed form during construction, and mark-up variation (of substance) in actual work in comparison with text of specifications and modifications as issued.

Give particular attention to substitutions, selection of options, and similar information on work where it is concealed or cannot otherwise be readily discerned at a latter date by direct observation. Note related record drawing information and product data, where applicable. Upon completion of mark-up, submit to Engineer for Owner's records.

MAINTENANCE MANUALS: Organize maintenance-and-operating manual information into suitable sets of manageable size, and bind into individual binders properly identified and indexed (thumb tabbed). Four (4) sets will be required. Include emergency instructions, spare parts listing, copies of warranties, wiring diagrams, recommended "turn-around" cycles, inspection procedures, shop drawings, product data, and similar applicable information.

PART 2 - PRODUCTS (Not Applicable)

PART 3 - EXECUTION

CLOSEOUT PROCEDURES

GENERAL OPERATING/MAINTENANCE INSTRUCTIONS: Arrange for each installer of work requiring continuing maintenance or operating to meet with Owner's personnel, at project site, to provide basic instructions needed for proper operation and maintenance of entire work. Include instructions by manufacturer's representatives where installers are not experts in the required procedures. Review maintenance manuals, record documentation, tools, spare parts and materials, lubricants, fuels, identification systems, control sequences, hazards, cleaning and similar procedures and facilities. For operational equipment, demonstrate start-up, shutdown, emergency operations, noise and vibration adjustments, safety, economy/efficiency adjustments, energy effectiveness, and similar operations. Review maintenance and operations in relation with applicable warranties, agreements to maintain, bonds and similar continuing commitments.

FINAL CLEANING

GENERAL: Special cleaning for specific units of work is specified in other sections. The following are examples, but not by way of limitation, of cleaning levels required:

Remove labels that are not required as permanent labels.

Wipe surfaces of mechanical and electrical equipment clean and remove excess lubrication and other substances.

Clean project site (yard and grounds), including landscape development areas, of litter and foreign substances. Sweep paved areas to a broom-clean condition; remove stains, petro-chemical spills and other foreign deposits. Rake grounds that are neither planted nor paved, to a smooth, even-textured surface.

COMPLIANCES: Comply with safety standards and governing regulations for cleaning operations. Do not burn waste materials at site, or bury debris or excess materials on Owner's property, or discharge volatile or other harmful or dangerous materials into drainage systems; remove waste materials from site and dispose of in a lawful manner.

Where extra materials of value remaining after completion of the associated work have become the Owner's property, dispose of these to Owner's best advantage as directed.

END OF SECTION

TECHNICAL SPECIFICATIONS

SECTION 100 SITE CLEARING

PART 1 - GENERAL

RELATED DOCUMENTS:

Drawings and general provisions of Contract, including General and Special Conditions, apply to work of this section.

DESCRIPTION OF WORK:

Extent of site clearing is shown on drawings.

Site clearing work includes, but is not limited to:

Protection of existing trees.

Removal of trees and other vegetation.

Topsoil stripping.

Clearing and grubbing.

Removing above-grade improvements.

Removing below-grade improvements.

JOB CONDITIONS:

TRAFFIC: Conduct site clearing operations to ensure minimum interference with roads, streets, walks, and other adjacent occupied or used facilities. Do not close or obstruct streets, walks or other occupied or used facilities without permission from authorities having jurisdiction.

PROTECTION OF EXISTING IMPROVEMENTS: Provide protection necessary to prevent damage to existing improvements indicated to remain in place.

Protection improvements on adjoining properties and on Owner's property.

Restore damaged improvements to their original condition, as acceptable to parties having jurisdiction.

PROTECTION OF EXISTING TREES AND VEGETATION: Protect existing trees and other vegetation indicated to remain in place, against unnecessary cutting, breaking or skinning of roots, skinning and bruising of bark, smothering of trees by stockpiling construction materials or excavated materials within drip line, excess foot or vehicular traffic, or parking of vehicles within drip line. Provide temporary guards to protect trees and vegetation to be left standing.

SALVABLE IMPROVEMENTS: Carefully remove items indicated to be salvaged, and store on Owner's premises where indicated or directed.

PART 2 - PRODUCTS

Not applicable

PART 3 - EXECUTION

SITE CLEARING:

GENERAL: Remove trees, shrubs, grass and other vegetation, improvements, or obstructions interfering with installation of new construction. Remove such items elsewhere on the site or premises as specifically indicated. Removal includes digging out stumps and roots.

Carefully and cleanly cut roots and branches of trees indicated to be left standing, where such roots and branches obstruct new construction.

TOPSOIL: Topsoil is defined as friable clay loam surface soil found in a depth of not less than 4". Satisfactory topsoil is reasonably free of topsoil, clay lumps, stones, and other objects over 2" in diameter, and without weeds, roots, and other objectionable material.

Remove heavy growths of grass from areas before stripping.

Where trees are indicated to be left standing, stop topsoil stripping a sufficient distance to prevent damage to main root system.

Stockpile topsoil in storage piles in areas shown, or where directed. Construct storage piles to freely drain surface water. Cover storage piles if required to prevent wind-blown dust.

Dispose of unsuitable or excess topsoil same as waste material, herein specified.

CLEARING AND GRUBBING: Clear site of trees, shrubs and other vegetation, except for those indicated to be left standing.

Completely remove stumps, roots, and other debris protruding through the ground surface.

Use only hand methods for grubbing inside drip line of trees indicated to be left standing.

Fill depressions caused by clearing and grubbing operations with satisfactory soil material, unless further excavation or earthwork is indicated.

Place fill material in horizontal layers not exceeding 6" loose depth, and thoroughly compact to a density equal to adjacent original ground.

REMOVAL OF IMPROVEMENTS: Remove existing above-grade and below-grade improvements necessary to permit construction, and other work as indicated.

DISPOSAL OF WASTE MATERIALS:

BURNING ON OWNER'S PROPERTY: Burning is not permitted on Owner's property unless Owner's approval is obtained and proper authorities are notified.

REMOVAL FROM OWNER'S PROPERTY: Remove waste materials and unsuitable materials from Owner's property and dispose of off site in legal manner.

END OF SECTION

SECTION 110 EARTHWORK

PART 1 - GENERAL

RELATED DOCUMENTS:

Drawings and general provisions of Contract apply to work of this section.

DESCRIPTION OF WORK:

Definition: "Excavation" consists of removal of material encountered to subgrade elevations indicated and subsequent disposal of materials removed.

QUALITY ASSURANCE:

Codes and Standards: Perform excavation work in compliance with applicable requirements of governing authorities having jurisdiction.

Testing and Inspection Service: Employ, at Contractor's expense, a testing laboratory subject to approval by the Engineer to perform soil testing and inspection service for quality control during earthwork operations.

SUBMITTALS:

Test Reports-Excavating: Submit following reports directly to Engineer from the testing services with copy to Contractor:

- Test reports on fill material. (Modified Proctor Tests)
- Field density test reports. (Percent Compaction and Moisture Content)
- LBR’s for Sub-grade and base materials.

JOB CONDITIONS:

Existing Utilities: Locate existing underground utilities in areas of work. If utilities are to remain in place, provide adequate means of support and protection during earthwork operations.

- Should uncharted, or incorrectly charted, piping or other utilities be encountered during excavation, consult utility owner immediately for directions. Cooperate with Owner and utility companies in keeping respective services and facilities in operation. Contractor shall bear all costs of repairing damaged utilities to the satisfaction of utility owner.

- Do not interrupt existing utilities serving facilities occupied and used by Owner or others, during occupied hours, except when permitted in writing by Engineer and then only after acceptable temporary utility services have been provided.

- Provide minimum of 48-hour notice to engineer, and receive notice to proceed before interrupting any utility.

- Demolish and completely remove from site existing underground utilities indicated to be removed. Coordinate with utility companies for shut-off of services if lines are active.

Use of explosives: The use of explosives is not permitted.

Protection of Persons and Property: Barricade open excavations occurring as part of this work and post with warning lights.

- Operate warning lights as recommended by authorities having jurisdiction.
- Protect structures, utilities, sidewalks, pavements, and other facilities from damages caused by settlement, lateral movement, undermining, washout, and other hazards created by earthwork operations.
- Perform excavation within drip-line of large trees to remain by hand, and protect the root system from damage or dry out in the manner prescribed in Division 2 specification sections.

PART 2 - PRODUCTS

SOILS MATERIALS:

Subbase Material: Naturally or artificially graded mixture of natural or crushed gravel, crushed stone, crushed slag, natural or crushed sand.

Backfill and Fill Materials: Satisfactory soil materials free of clay, rock or gravel larger than 2" in any dimension, debris, waste, frozen materials, vegetable and other deleterious matter. The fill material should be sand containing little fines. Prior to placing the fill material, the existing material shall be stripped of all soils containing a significant percentage of organics and all loose soils which cannot be readily compacted. If existing materials do not meet these requirements, it may be necessary to backfill with select materials other than those on the job site.

PART 3 - EXECUTION/GENERAL INSTRUCTIONS:

EXCAVATION:

Excavation is Unclassified, and includes excavation to subgrade elevations indicated, regardless of character of materials and obstructions encountered.

Unauthorized excavation consists of removal of materials beyond indicated subgrade elevations or dimensions without specific direction of Engineer. Unauthorized excavation, as well as remedial work directed by Engineer, shall be at Contractor's expense.

Under footings, foundation bases, or retaining walls, fill unauthorized excavation by extending indicated bottom of elevation of footing or base to excavation bottom, without altering required top elevation. Lean concrete fill may be used to bring elevations to proper position, when acceptable to Engineer.

Elsewhere, backfill and compact unauthorized excavations as specified for authorized excavations of same classifications, unless otherwise directed by engineer.

- Additional Excavation: When excavation has reached required subgrade elevations, notify Engineer who will make an inspection of conditions.

1. If unsuitable bearing materials are encountered at required subgrade elevations, notify Engineer who will make an inspection of conditions.

2. If unsuitable bearing materials are encountered at required subgrade elevations, carry excavations deeper and replace excavated material as directed by the Engineer.

3. Removal of unsuitable material and its replacement as directed will be paid on basis of contract conditions relative to changes in work.

- Stability of Excavations: Slope sides of excavations to comply with local codes and ordinances having jurisdiction. Shore and brace where sloping is not possible because of space restrictions or stability of material excavated.

  1. Maintain sides and slopes of excavations in safe condition until completion of backfilling.

  2. Shoring and Bracing: Provide materials for shoring and bracing, such as sheet piling, uprights, stringers and cross-braces, in good serviceable condition.

  3. Establish requirements for trench shoring and bracing to comply with local codes and authorities having jurisdiction.

  4. Maintain shoring and bracing in excavations regardless of time period excavations will be open. Carry down shoring and bracing as excavation progresses.

- Dewatering: Prevent surface water and subsurface or ground water from flowing into excavations and from flooding project site and surrounding area. The cost of all dewatering operations including well pointing shall be the responsibility of the Contractor.

  1. Do not allow water to accumulate in excavations. Remove water to prevent softening of foundation bottoms, undercutting footings, and soil changes detrimental to stability of subgrades and foundations. Provide and maintain pumps, well points, sumps, suction and discharge lines, and other dewatering system components necessary to convey water away from excavations.

  2. Establish and maintain temporary drainage ditches and other diversions outside excavation limits to convey rain water and water removed from excavations to collecting or run-off areas. Do not use trench excavations as temporary drainage ditches.

- Material Storage: Stockpile satisfactory excavated materials where directed, until required for backfill or fill. Place, grade, and shape stockpiles for proper drainage.

  1. Locate and retain soil materials away from edge of excavations. Do not store within drip line of trees indicated to remain.

  2. Dispose of excess soil material and waste materials as herein specified.

- Excavation for Structures: Conform to elevations and dimensions shown within a tolerance of plus or minus 0.10', and extending a sufficient distance from footings and foundations to permit placing and removal of concrete formwork, installation of service, other construction, and for inspection.

1. In excavating for footings and foundations, take care not to disturb bottom of excavation. Excavate by hand to final grade just before concrete reinforcement is places. Trim bottoms to required lines and grades to leave solid base to receive other work.

- Excavation for Trenches: Dig trenches to the uniform width required for particular item to be installed, sufficiently wide to provide ample working room. Provide 6" to 9" clearance on both sides of pipe or conduit and a maximum of 30" total width.

1. Excavate trenches to depth indicated or required. Carry depth of trenches for piping to establish indicated flow lines and invert elevations. Beyond building perimeter, keep bottoms of trenches sufficiently below finish grade to avoid freeze-ups.

2. Where rock is encountered, carry excavation 6" below required elevation and backfill with a 6" layer of crushed stone or gravel prior to installation of pipe.

3. For pipes or conduit 5" or less in nominal size and for flat-bottomed multiple-duct conduit units, do not excavate beyond indicated depths. Hand excavate bottom cuts to accurate elevations and support pipe or conduit on undisturbed soil.

4. For pipes or conduit 6" or larger in nominal size, tanks and other mechanical/electrical work indicated to receive subbase, excavate to subbase depth indicated, or, if not otherwise indicated, to 6" below bottom of work to be supported.

5. Except as otherwise indicated, excavate for waterbearing piping so top of piping is not less that 3'-0" below finished pavement grade, but no less that 2'-6" below finish grade.

6. Grade bottoms of trenches as indicated, notching under pipe bells to provide solid bearing for entire body of pipe.

7. Backfill trenches with concrete where trench excavations pass within 18" of column or wall footings and which are carried below bottom of such footings, or which pass under wall footings. Place concrete to level of bottom of adjacent footing.

8. Use care in backfilling to avoid damage or displacement of pipe systems.

COMPACTION:

- General: Control soil compaction during construction, providing minimum percentage of density specified for each area classification indicated below.

1. All compaction requirements for this section are specified on the construction plans.

- Moisture Control: Where subgrade of layer of soil material must be moisture conditioned before compaction, uniformly apply water to surface of subgrade, or layer of soil material, to prevent free water appearing on surface during subsequent to compaction operations.

1. Remove and replace, or scarify and air dry, soil material that is too wet to permit compaction to specified density.

2. Soil material that has been removed because it is too wet to permit compaction may be stockpiled or spread and allowed to dry. Assist drying by dicing, harrowing or pulverizing, until moisture content is reduced to a satisfactory value.

BACKFILL AND FILL:

- General: Place acceptable soil material in layers to required subgrade elevations, for each area classification listed below:

  1. In excavations, use satisfactory excavated or borrow material.

  2. Under grassed areas, use satisfactory excavated or borrow material.

  3. Under walks and pavements, use subbase material, or satisfactory excavated or borrow material, or combination of both.

  4. Under piping and conduit, use subbase material where subbase is indicated under piping or conduit; shape to fit bottom 90 degrees of cylinder.

- Backfill excavation as promptly as work permits, but not until completion of the following;

  1. Acceptance of construction below finish grade.

  2. Inspection, testing, approval, and recording locations of underground utilities.

  3. Removal of concrete formwork.

  4. Removal of shoring and bracing, and backfilling of voids with satisfactory materials. Cut off temporary sheet piling driven below bottom of structures and remove in manner to prevent settlement of the structure or utilities, or leave in place if required.

  5. Removal of trash and debris.

  6. Permanent or temporary horizontal bracing is in place on horizontally supported walls.

- Ground Surface Preparation: Remove vegetation, debris, unsatisfactory soil materials, obstructions, and deleterious materials from ground surface prior to placement of fills. Plow, strip, or break-up sloped surfaces steeper than 1 vertical to 4 horizontal so that fill material will bond with existing surface.

  1. When existing ground surface has a density less than that specified under "Compaction" for particular area classification, break-up ground surface, pulverize, moisture-condition to optimum moisture content, and compact to required depth and percentage of maximum density.

- Placement and Compaction: The lower portion of backfill, to a compacted level of one foot above the top of the pipe, shall be hand placed in layers of lifts not to

exceed six inches of compacted depth and each layer compacted individually by means of hand tampers. Above that level, place lifts in layers not to exceed twelve inches of compacted depth and machine filling and tamping may be used.

1. Before compaction, moisten or aerate each layer as necessary to provide optimum moisture content. Compact each lift to required percentage of minimum soil density for each area classification as designated herein. Do not place backfill or fill material on surfaces that are muddy, frozen, or contain frost or ice.

2. Place backfill and fill materials evenly adjacent to structures, piping or conduit to required elevations. Take care to prevent wedging action of backfill against structures or displacement of piping or conduit by carrying material uniformly around structure, piping or conduit to approximately same elevation in each lift.

GRADING:

- General: Uniformly grade areas within limits of grading under this section, including adjacent transition areas. Smooth finished surfaces within specified tolerances, compact with uniform levels or slopes between points where elevations are indicated, or between such points and existing grades.

- Grading Outside Building Lines: Grade areas adjacent to building lines to drain away from structures and to prevent ponding.

- Finish surfaces free from irregular surface changes, and as follows:

  1. Lawn or Unpaved Areas: Finish areas to receive topsoil to within not more than 0.10' above or below required subgrade elevations.

  2. Walks: Shape surface of areas under walks to line, grade and cross-section, with finish surface not more that 0.10' above or below required subgrade elevation.

  3. Pavements: Shape surface of ares under pavement to line, grade and cross-section, with finish surface not more than 1/2" above or below requires subgrade elevations.

  4. Grading Surface of Fill Under Building Slabs: Grade smooth and even, free from voids, compacted as specified, and to required elevation.

  5. Provide final grades within a tolerance of 1/2" when tested with a 10' straightedge.

  6. Compaction: After grading, compact subgrade surfaces to the depth and indicated percentage for each area classification.

FIELD QUALITY CONTROL:

- Quality Control Testing During Construction: Provide testing service by a qualified soil testing firm, subject to Engineer's approval, to inspect and approve subgrades and fill layers before further construction work is performed.

- Paved Areas: Make at least one field density test of subgrade for every 1,000

square feet of paved area per lift (1 test per 50 LF on 20 roadway). In each compacted fill layer, make one field density test for every 2,000 square feet of paved area per lift.

- Non-Paved Areas: Perform at least 1 field density test per 1,000 square feet of fill per every vertical foot of height (1 test per 50 LF on 20 roadway), and perform at least 1 field density test per 20 LF of pipe installed per every 2 feet of vertical trench depth.

- Provide LBR test results on type B stabilized subgrade with a frequency of one (1) test per 1,000 LF of roadway.

- Provide LBR test results on base material at a frequency of 1 LBR per 500 CY of material placed.

If in opinion of Engineer, based on testing service reports and inspection, subgrade or fills which have been placed below are specified density, provide additional compaction and testing at no additional expense.

END OF SECTION

SECTION 120 GRASSING

PART 1 - GENERAL

RELATED DOCUMENTS:

Drawings and general provisions of Contract, including General and Special Conditions, apply to work of this section.

DESCRIPTION OF WORK:

All disturbed areas throughout the project that are not specifically designated as being sodded on the plans shall be seeded.

QUALITY ASSURANCE:

All seed used shall be labeled in accordance with U. S. Department of Agriculture Rules and Regulations under the Federal Seed Act in effect on the date of invitation for bids. All seed shall be furnished in sealed standard containers, unless exception is granted in writing by Owner. Seed which has become wet, moldy, or otherwise damaged in transit or in storage shall not be used. Fertilizer shall be delivered to the site in the original, unopened containers, each bearing the manufacturer's guaranteed analysis. Any fertilizer which becomes caked or otherwise damaged, making it unsuitable for use, shall not be used. Seed, fertilizer and other grassing materials shall be stored under cover and protected from damage which would make them unacceptable for use.

SUBMITTALS:

Approvals, except those required for field installations, field applications, and field tests shall be obtained before delivery of materials or equipment to the project. The results of laboratory tests performed on the topsoil material shall be submitted. The reports shall include the pH level, the amount of organic matter, and available phosphoric acid and potash of the soil intended for use in the work. Certificate of conformance will be required for the following:

1. Grass seed shall be certified by registered, certified seed association or a registered testing laboratory not more than ten months prior to seeding.
2. Sprigs
3. Fertilizer
4. Topsoil
5. Lime
6. Mulching

PART 2 - PRODUCTS

TOPSOIL:

If the quantity of existing stored or excavated topsoil is inadequate for planting, sufficient additional topsoil shall be furnished. Topsoil furnished shall be a natural, fertile, friable soil, possessing characteristics of representative productive soils in the vicinity. It shall be obtained from naturally well-drained areas. Topsoil shall be without admixture of subsoil and free from johnson grass (Sorghum halepense), nut grass (Cyperus rotundus) and objectionable weeds and toxic substances.

SOIL AMENDMENTS:

Lime: Ground Limestone (Dolomite) containing not less than 85 percent of total carbonates, and shall be ground to such a fineness that 50 percent will pass a 100-mesh sieve and 90 percent will pass a 20-mesh sieve.

Fertilizer: 16-16-16 formulation of which 60 percent of the nitrogen is in the urea-formaldehyde form and shall conform to the applicable State Fertilizer laws. It shall be granulated so that 80 percent is held on a 16-mesh screen, uniform in composition, dry and free-flowing.

Mulch: Clean hay, fresh straw mulch or wood chips.

GRASS MATERIALS:

Grass Seed: Federal Specifications JJJ-S-181 and shall satisfy the following requirements:

Seed	Min. % Pure Seed	Min.% Germination and Hard Seed	Max. % Weed Seed
Argentine Bahia		65%	
(Paspalum notatum)	80%	15%	.25%

Seed failing to meet the purity or germination requirements by no more than twenty-five percent may be used, but the quantity shall be increased to yield the required rate of pure live seed. Seed failing to meet the weed seed requirements shall not be used.

PART 3 - EXECUTION

GRADING:

Areas to be grassed shall be graded to remove depressions, undulations, and irregularities in the surface before grassing.

PLACING TOPSOIL:

Areas to be grassed shall have a minimum topsoil cover of two inches. Topsoil shall not be placed when the subgrade is excessively wet, extremely dry or in a condition otherwise detrimental to the proposed planting or proper grading.

TILLAGE:

The area to be grassed shall be thoroughly tilled to a depth of four inches using a plow and disc harrow or rotary tilling machinery until a suitable bed has been prepared and no clods or clumps remain larger than 1-1/2 inches in diameter.

APPLICATION OF LIME:

The pH of the soil shall be determined. If the pH is below 5.0, sufficient lime shall be added to provide a pH between 5.5 and 6.5. The lime shall be thoroughly incorporated into the top three to four inches of the soil. Lime and fertilizer may be applied in one operation.

APPLICATION OF FERTILIZER:

Fertilizer shall be applied at the rate of 6 pounds per 1,000 square feet and shall be thoroughly incorporated into the top three to four inches of soil.

PLANTING SOIL:

All areas disturbed during construction shall be seeded as specified herein. Immediately before seeds are sown and after fertilizer and lime are applied, the ground shall be scarified as necessary and shall be raked until the surface is smooth, friable, and of uniformly fine texture. Areas to be grassed shall be seeded evenly with a mechanical spreader, raked lightly, rolled with a 200-pound roller, and watered with a fine spray.

1. Seed shall be applied at the following rate:

Seed	Rate of Application
Argentine Bahia Grass (Paspalum notatum)	6lbs./1,000 sq. ft. 260 lbs./acre

2. Seeded areas shall be mulched at the rate of not less than 1-1/2" loose measurement over all seeded areas. Spread by hand, blower, or other suitable equipment. Mulch shall be

cut into the soil with equipment capable of cutting the mulch uniformly into the soil. Mulching shall be done within 24 hours of the time seeding is completed.

ROLLING:

After seeding and mulching, a cultipacker, traffic roller, or other suitable equipment shall be used for rolling the grassed areas. Areas shall then be watered with a fine spray.

WINTER COVER:

All areas to be grassed shall be protected against erosion at all times. For protection during the winter months (November 1st through March 31st) Italian rye grass shall be planted at the rate of four pounds per 1,000 square feet on all areas which are not protected by permanent grass.

CLEAN-UP:

All excess soil, excess grass materials, stones, and other waste shall be removed from the site daily and not allowed to accumulate.

MAINTENANCE:

Maintenance shall begin immediately following the last operation of grassing and continue until final acceptance. Maintenance shall include watering, mowing, replanting and all other work necessary to produce a uniform stand of grass. Grassing will be considered for final acceptance when the permanent grass is healthy and growing on 97% of the area with no bare areas wider than 12 inches.

ACCEPTANCE:

The Contractor shall submit to the Owner two copies of a written request for final acceptance of the grassing work. The request shall be submitted at least ten days prior to the anticipated date of acceptance. The condition of the grass will be noted, the Contractor will be notified if maintenance is to continue.

END OF SECTION

SECTION 130 SODDING

PART 1 - GENERAL

WORK INCLUDED:

Sod Installation

REFERENCES:

ASPA - American Sod Producers Association - Guideline Specifications to Sodding.

FS O-F-241 - Fertilizers, Mixed, Commercial.

DEFINITIONS:

Weeds: Includes Dandelion, Jimsonweed, Quackgrass, Horsetail, Morning Glory, Rush Grass, Mustard, Lambsquarter, Chickweed, Cress, Crabgrass, Canadian Thistle, Nutgrass, Poison Oak, Blackberry, Tansy Ragwort, Bermuda Grass, Johnson Grass, Poison Ivy, Nut Sedge, Nimble Hill, Bindweed, Bent Grass, Wild Garlic, Perrenial Sorrel, and Brome Grass.

DELIVERY, STORAGE, AND HANDLING:

Deliver sod on pallets. Protect exposed roots from dehydration. Do not deliver more sod that can be laid within 24 hours.

PART 2 - PRODUCTS

ACCEPTABLE SOD GROWERS:

Nurseries and Sod Growers in the surrounding area who have a five year record are acceptable.

MATERIALS:

Sod: ASPA approved, field grown grade; cultivated grass sod; for low maintenance and traffic durability, with strong fibrous root system, free of stone, burned or bare spots; containing no more than 5 weeds per 1000 square feet.

Approved Sods: Bermuda, (Cynodon Dactylon).

HARVESTING SOD:

Machine cut sod and load on pallets in accordance with ASPA guidelines.

Cut sod in area not exceeding one square yard, with minimum 1/2 inch and maximum one inch topsoil base.

PART 3 - EXECUTION

INSPECTION:

Verify that prepared soil base is ready to receive the work of this Section.

Beginning of installation means acceptance of existing site conditions.

PREPARATION OF SUBSOIL:

Prepare subsoil to eliminate uneven areas and low spots. Maintain lines, levels, profiles and contours. Make changes in grade gradual. Blend slopes into level areas.

Remove foreign materials and undesirable plants and their roots. Do not bury foreign material beneath areas to be sodded. Remove contaminated subsoil.

LAYING SOD:

Moisten prepared surface immediately prior to laying sod.

Lay sod immediately on delivery to site and within 24 hours after harvesting to prevent deterioration.

Lay sod tight with no open joints visible, and no overlapping; stagger end joints 12-inches overlapping; minimum. Do not stretch or overlap sod pieces.

Lay smooth. Align with adjoining grass areas. Place top elevation of sod 1/2 inch below adjoining paving or curbs.

On slopes 6 inches per foot and steeper, lay sod perpendicular to slope and secure every row with wooden pegs at maximum 2 feet on center. Drive pegs flush with soil portion of sod.

Prior to placing sod, on slopes exceeding 8 inches per foot or where indicated, place wire mesh over topsoil. Securely anchor in place with wood pegs sunk firmly into the ground.

Water sodded areas immediately after installation. Saturate sod to 4 inches of soil.
After sod and soil have dried, roll sodded areas to ensure good bond between sod and soil and to remove minor depressions and irregularities.

Sod shall be laid in all ditch areas and slopes that are steeper than or equal to 1 vertical to 3 horizontal. Sod shall be pinned down for stabilization in these areas. Sod shall be placed in all swales and 24” next to all above ground structures. This includes but not limited to roads, valve boxes, fences, sidewalks, and lift stations.

In erosion areas, the contractor shall sod per the Engineer’s direction if erosion persists overtime.

END OF SECTION

SECTION 140 CONCRETE WORK

PART 1 - GENERAL

RELATED DOCUMENTS:

Drawings and general provisions of Contract, including General and Special Conditions, apply to work of this section.

DESCRIPTION OF WORK:

Extent of concrete work is shown on Drawings.

SUBMITTALS:

PRODUCT DATA: Submit data proprietary materials and items, including reinforcement and forming accessories, admixtures, patching compounds, waterstops, joint systems, curing compounds, dry-shake finish materials, and others as requested by Engineer.

SHOP DRAWINGS, REINFORCEMENT: Submit original shop drawings for fabrication, bending, and placement of concrete reinforcement. Comply with ACI 315 "Manual of Standard Practice for Detailing Reinforced Concrete Structures" showing bar schedules, stirrup spacing, diagrams of bent bars, arrangement of concrete reinforcement. Include special reinforcement required for openings through concrete structures.

Engineer's review is for general engineering applications and features only. Design of formwork for structural stability and efficiency is Contractor's responsibility.

LABORATORY TEST REPORTS: Submit laboratory test reports for concrete materials and mix design test.

QUALITY ASSURANCE:

CODES AND STANDARDS: Comply with provisions of following codes, specifications, and standards, except where more stringent requirements are shown or specified:

- *ACI 301* "Specifications for Structural Concrete for Buildings".
- *ACI 318* "Building Code Requirements for Reinforced Concrete".
- Concrete Reinforcing Steel Institute (CRSI) "Manual of Standard Practice".

CONCRETE TESTING SERVICES: Engage a testing laboratory acceptable to Engineer to perform material evaluation tests and to design concrete mixes.

Materials and installed work may require testing and retesting at anytime during progress of work. Tests, including retesting of rejected materials for installed work, shall be done at Contractor's expense.

PROJECT CONDITIONS:

PROTECTION OF FOOTINGS AGAINST FREEZING: Cover completed work at footing level with sufficient temporary or permanent cover as required to protect footings and adjacent subgrade against possibility of freezing; maintain cover for time period as necessary.

Protect adjacent finish materials against spatter during concrete placement.

PART 2 - PRODUCTS

FORM MATERIALS:

FORMS FOR EXPOSED FINISH CONCRETE: Plywood, metal, metal-framed plywood faced, or other acceptable panel-type materials, to provide continuous, straight, smooth, exposed surfaces. Furnish in largest practicable sizes to minimize number of joints.

Use plywood complying with U. S. Product Standard PS-1 "B-B (Concrete Form) Plywood", Class I, Exterior Grade or better, mill-oiled and edge-sealed, with each piece bearing legible inspection trademark.

FORMS FOR UNEXPOSED FINISH CONCRETE: Plywood, lumber, metal, or other acceptable material. Provide lumber dressed on at least 2 edges and one side for tight fit.

FORM COATINGS: Provide commercial formulation form-coating compounds that will not bond with, stain, nor adversely affect concrete surfaces, and will not impair subsequent treatments of concrete surfaces.

FORM TIES: Factory-fabricated, adjustable-length, removable or snap off metal form ties, designed to prevent form deflection and to prevent spalling concrete upon removal. Provide units which will leave no metal closer than 1-1/2" to surface.

Provide ties which, when removed, will leave holes not larger than 1" diameter in concrete surface.

REINFORCING MATERIALS:

Reinforcing Bars: ASTM A 615, Grade 60, deformed.

Steel Wire: ASTM A 82, plain, cold-drawn steel.

Welded Wire Fabric: ASTM A 185, welded steel wire fabric.

Welded Deformed Steel Wire Fabric: ASTM A 497.

Supports for Reinforcement: Bolsters, chairs, spacers, and other devices for spacing, supporting, and fastening reinforcing bars and welded wire fabric in place. Use wire bar type supports complying with CRSI specifications.

For slabs-on-grade, use supports with sand plates or horizontal runners where base material will not support chair legs.

CONCRETE MATERIALS:

PORTLAND CONCRETE: ASTM C 150, Type I.

Use one brand of cement throughout project, unless otherwise acceptable to Engineer.

NORMAL WEIGHT AGGREGATES: ASTM C 33, and as herein specified. Provide aggregates from a single source for exposed concrete.

For exterior exposed surfaces, do not use fine or coarse aggregates containing spalling-causing

deleterious substances.

WATER: Drinkable.

RELATED MATERIALS:

POLYVINYL CHLORIDE WATERSTOPS: Corps of Engineers CRD-C 572.

AVAILABLE MANUFACTURERs: Subject to compliance with requirements, manufacturers offering products which may be incorporated in the work include, but are not limited to, the following:

Manufacturer: Subject to compliance with requirements, provide products of one of the following or equal:

- AFCO Products
- The Burke Co.
- Edoco Technical Products
- Greenstreet Plastic Products
- Harbour Town Products
- W. R. Meadows
- Progress Unlimited
- Schleigel Corp.
- Vinylex Corp.

Granular Base: Evenly graded mixture of fine and coarse aggregates to provide, when compacted, a smooth and even surface below slabs on grade.

Vapor Retarder: Provide vapor retarder cover over prepared base material where indicated below slabs on grade. Use only materials which are resistant to decay when tested in accordance with ASTM E 154, as follows:

- Polyethylene sheet not less than 8 mils thick.
- Non-Shrink Grout: CRD-C 621, factory pre-mixed grout.
- Products: Subject to compliance with requirements, provide one of the following or equal

Metallic:

- "Vibrofoil", A. C. Horn, Inc.
- "Metallic Spec. Grout", The Burke Co.
- "Embeco 636", Master Builders
- AFerrolith GDS", Sonneborn-Rexnord
- "Hi-Mod Grout", Euclid Chemical Co.
- "Kemox G", Sika Chemical Co.
- “Merrogrout", L & M Const. Chemical Co.
- "Supreme Plus", Gifford-Hill/American Admixtures

Non-metallic:

- Set Grout", Master Builders
- "Sonogrout", Sonneborn-Rexnord
- "Euco-NS", Euclid Chemical Co.
- "Supreme", Gifford-Hill/American Admixtures
- "Crystex", L &M Const. Chemical Co.
- "Sure-Grip Grout", Dayton Superior Corp.

- "Horngrout", A. C. Horn, Inc.
- "Five Star Grout", U. S. Grout Corp.

Liquid Membrane-forming Curing Compound: Liquid type membrane-forming curing compound complying with ASTM C 309, Type I, Class A. Moisture loss not more than 0.055 gr./sq. cm. when applied at 200 sq. ft./gal.

Products: Subject to compliance with requirements, provide one of the following or equal:

- "Masterseal", Master Builders
- "A-H 3 Way Sealer", Anti-Hydro Waterproofing Co.
- "Ecocure", Euclid Chemical Co.
- "Clear Seal", A. C. Horn, Inc.
- "Sealco 309", Gifford-Hill/American Admixtures
- "J-20 Acrylic Cure", Dayton Superior
- "Spartan-Cote", The Burke Co.
- "Sealkure", Toch Div. – Carboline
- "Kure-N-Seal", Sonneborn-Rexnord
- "Polyclear", Upco Chemical/USM Corp.
- "L & M Cure", L & M Construction Chemicals
- "Klearseal", Setcon Industries
- "LR-152", Protex Industries
- "Hardtop", Gifford-Hill

PROPORTIONING AND DESIGN OF MIXES:

Prepare design mixes for each type and strength of concrete by either laboratory trial batch or field experience methods as specified in ACI 301. If trial batch method used, use an independent testing facility acceptable to Engineer for preparing and reporting proposed mix designs. The testing facility shall not be the same as used for field quality control testing.

Submit written reports to Structural Engineer of each proposed mix for each class of concrete at least 15 days prior to start of work. Do not begin concrete production until mixes have been reviewed by Engineer.

Design mixes to provide normal weight concrete with the following properties, as indicated on drawings and schedules:

- 4000 psi 28-day compressive strength; W/C ratio, 0.44 maximum (non-air-entrained).
- 3000 psi 28-day compressive strength; W/C ratio, 0.58 maximum (non-air-entrained).
- 2500 psi 28-day compressive strength; W/C ratio, 0.67 maximum (non-air-entrained).

LIGHTWEIGHT CONCRETE: Proportion mix as herein specified. Design mix to produce strength and modulus of elasticity as noted on Drawings, with a split-cylinder strength factor (Fct) of not less than 5.5 for 3000 psi concrete and a dry weight of not less than 95 lbs. or more than 110 lbs. after 28 days. Limit shrinkage to 0.03 percent at 28 days.

ADJUSTMENT TO CONCRETE MIXES: Mix design adjustments may be requested by Contractor when characteristics of materials, job conditions, weather, test results, or other circumstances warrant; at no additional cost to Owner and as accepted by Engineer. Laboratory test data for revised mix design and strength results must be submitted to and accepted by Engineer before using in work.

Use air-entraining admixture in exterior exposed concrete, unless otherwise indicated. Add air-entraining admixture at manufacturer's prescribed rate to result in concrete at point of placement having total air content with a tolerance of plus-or-minus 1-1/2 percent within following limits:

SLUMP LIMITS: Proportion and design mixes to result in concrete slump at point of placement as follows:

- Ramps, slabs, and sloping surfaces: Not more than 3 inches.
- Reinforced foundation systems: Not less than 1 inch and not more than 3 inches.
- Concrete containing HRWR admixture (super-plasticizer): Not more than 8 inches after addition of HRWR to site-verified 2-3 inches slump concrete.
- Other concrete: Not less than 1 inch nor more than 4 inches.

CONCRETE MIXING:

READY-MIX CONCRETE: Comply with requirements of ASTM C 94, and as herein specified.

During hot weather, or under conditions contributing to rapid setting of concrete, a shorter mixing time than specified in ASTM C 94 may be required.

PART 3 - EXECUTION

GENERAL:

Coordinate the installation of joint materials and vapor retarders with placement of forms and reinforcing steel.

FORMS:

Design, erect, support, brace, and maintain formwork to support vertical and lateral, static, and dynamic loads that might be applied until such loads can be supported by concrete structure. Construct formwork so concrete members and structures are of correct size, shape, alignment, elevation, and position. Maintain formwork construction tolerances complying with ACI 347.

Design formwork to be readily removable without impact, shock, or damage to cast-in-place concrete surfaces and adjacent materials.

Construct forms to sizes, shapes, lines, and dimensions shown, and to obtain accurate alignment, location, grades, level and plumb work in finished structures. Provide for openings, offsets, sinkages, keyways, recesses, moldings, rustications, reglets, chamfers, blocking, screeds, bulkheads, anchorages and inserts, and other features required to work. Use selected materials to obtain required finishes. Solidly butt joints and provide back-up at joints to prevent leakage of cement paste.

Fabricate forms for easy removal without hammering or prying against concrete surfaces. Provide crush plates or wrecking plates where stripping may damage cast concrete surfaces. Provide top forms for inclined surfaces where slope is too steep to place concrete with bottom forms only. Kerf wood inserts for forming keyways, reglets, recesses, and the like, to prevent swelling and for easy removal.

Provide temporary openings where interior area of formwork is inaccessible for cleanout, for inspection before concrete placement, and for placement of concrete. Securely brace temporary

openings and set tightly to forms to prevent loss of concrete mortar. Locate temporary openings on forms at inconspicuous locations.

Chamfer exposed corners and edges as indicated, using wood, metal, PVC, or rubber chamfer strips fabricated to produce uniform smooth lines and tight edge joints.

Provisions for Other Trades: Provide openings in concrete formwork to accommodate work of other trades. Determine size and location of openings, recesses, and chases from trades providing such items. Accurately place and securely support items built into forms. Other trades shall provide location and size of openings. The forms for such openings shall be constructed and set in place under this section.

Cleaning and Tightening: Thoroughly clean forms and adjacent surfaces to receive concrete. Remove chips, wood, sawdust, dirt, or other debris just before concrete is placed. Retightening forms and bracing after concrete placement is required to eliminate mortar leaks and maintain proper alignment.

VAPOR RETARDER INSTALLATION:

Following leveling and tamping of granular base for slabs on grade, place vapor retarder sheeting with longest dimension parallel with direction of pour.

Lap joints 6" and seal with appropriate tape.

PLACING REINFORCEMENT:

Comply with Concrete Reinforcing Steel Institute's recommended practice for "Placing Reinforcing Bars", for details and methods of reinforcement placement and supports, and as herein specified.

Avoid cutting or puncturing vapor retarder during reinforcement placement and concreting operations.

Clean reinforcement of loose rust and mill scale, earth, ice, and other materials which reduce or destroy bond with concrete.

Accurately position, support, and secure reinforcement against displacement by formwork, construction, or concrete placement operations. Locate and support reinforcing by metal chairs, runners, bolsters, spacers, and hangers, as required.

Place reinforcement to obtain at least minimum coverages for concrete protection. Arrange, space, and securely tie bars and bar supports to hold reinforcement in position during concrete placement operations. Set wire ties so ends are directed into concrete, not toward exposed concrete surfaces.

Install welded wire fabric in as long lengths as practicable. Lap adjoining pieces at least one full mesh and lace splices with wire. Offset end laps in adjacent widths to prevent continuous laps in either direction.

JOINTS:

CONSTRUCTION JOINTS: Locate and install construction joints as indicated or, if not indicated, locate so as not to impair strength and appearance of the structure, as acceptable to Engineer.

Place construction joints perpendicular to main reinforcement. Continue reinforcement across

construction joints, except as otherwise indicated.

WATERSTOPS: Provide waterstops in construction joints as indicated. Install waterstops to form continuous diaphragm in each joint. Make provisions to support and protect exposed waterstops during progress of work. Fabricate field joints in waterstops in accordance with manufacturer's printed instructions.

ISOLATION JOINTS IN SLABS-ON-GROUND: Construct isolation joints in slabs-on-ground at points of contact between slabs-on-ground and vertical surfaces, such as column pedestals, foundation walls, grade beams, and elsewhere as indicated.

INSTALLATION OF EMBEDDED ITEMS:

GENERAL: Set and build into work anchorage devices and other embedded items required for other work that is attached to, or supported by, cast-in-place concrete. Use setting drawings, diagrams, instructions, and directions provided by suppliers of items to be attached thereto.

PREPARATION OF FORM SURFACES:

Clean re-used forms of concrete matrix residue, repair and patch as required to return forms to acceptable surface condition.

Coat contact surfaces of forms with a form-coating compound before reinforcement is placed.

Thin form-coating compounds only with thinning agent of type, amount, and under conditions of form-coating compound manufacturer's directions. Do not allow excess form-coating material to accumulate in forms or to come into contact with in-place concrete surfaces against which fresh concrete will be placed. Apply in compliance with manufacturer's instructions.

CONCRETE PLACEMENT:

PREPLACEMENT INSPECTION: Before placing concrete, inspect and complete formwork installation, reinforcing steel, and items to be embedded or cast-in. Notify other crafts to permit installation of their work; cooperate with other trades in setting such work. Moisten wood forms immediately before placing concrete where form coatings are not used.

Apply temporary protective covering to lower 2' of finished walls adjacent to poured floor slabs and similar conditions, and guard against spattering during placement.

GENERAL: Comply with ACI 304 "Recommended Practice for Measuring, Mixing, Transporting, and Placing Concrete", and as herein specified.

Deposit concrete continuously or in layers of such thickness that no concrete will be placed on concrete which has hardened sufficiently to cause the formation of seams or planes of weakness. If a section cannot be placed continuously, provide construction joints as herein specified. Deposit concrete as nearly as practicable to its final location to avoid segregation.

PLACING CONCRETE IN FORMS: Deposit concrete in forms in horizontal layers not deeper than 24 inches and in a manner to avoid inclined construction joints. Where placement consists of several layers, place each layer while preceding layer is still plastic to avoid cold joints.

Consolidate placed concrete by mechanical vibrating equipment supplemented by hand-spading, rodding, or tamping. Use equipment and procedures for consolidation of concrete in accordance

with ACI 309.

Do not use vibrators to transport concrete inside forms. Insert and withdraw vibrators vertically at uniformly spaced locations not farther than visible effectiveness of machine. Place vibrators to rapidly penetrate placed layer and at least 6 inches into preceding layer. Do not insert vibrators into lower layers of concrete that have begun to set. At each insertion limit duration of vibration to time necessary to consolidate concrete and complete embedment of reinforcement and other embedded items without causing segregation of mix.

PLACING CONCRETE SLABS: Deposit and consolidate concrete slabs in a continuous operation, within limits of construction joints, until the placing of a panel or section is completed.

Consolidate concrete during placing operations so that concrete is thoroughly worked around reinforcement and other embedded items and into corners.

Bring slab surfaces to correct level with straightedge and strikeoff. Use bull floats or darbies to smooth surface, free of humps or hollows. Do not disturb slab surfaces prior to beginning finishing operations.

Maintain reinforcing in proper position during concrete placement operations.

COLD WEATHER PLACING: Protect concrete work from physical damage or reduced strength which could be caused by frost, freezing actions, or low temperatures, in compliance with ACI 306 and as herein specified.

When air temperature has fallen to or is expected to fall below 40 degrees F (4 degrees C), uniformly heat water and aggregates before mixing to obtain a concrete mixture temperature of not less than 50 degrees F (10 degrees C), and not more than 80 Degrees F (27 degrees C) at point of placement.

Do not use frozen materials or materials containing ice or snow. Do not place concrete on frozen subgrade or on subgrade containing frozen materials.

Do not use calcium chloride, salt, and other materials containing antifreeze agents or chemical accelerators, unless otherwise accepted in mix designs.

HOT WEATHER PLACING: When hot weather conditions exist that would seriously impair quality and strength of concrete, place concrete in compliance with ACI 305 and as herein specified.

Cool ingredients before mixing to maintain concrete temperature at time of placement below 90 degrees F (32 degrees C). Mixing water may be chilled, or chopped ice may be used to control temperature provided water equivalent of ice is calculated to total amount of mixing water. Use of liquid nitrogen to cool concrete is Contractor's option.

Cover reinforcing steel with water-soaked burlap if it becomes too hot, so that steel temperature will not exceed the ambient air temperature immediately before embedment in concrete.

Fog spray forms, reinforcing steel, and subgrade just before concrete is placed.

Use water-reducing retarding admixture (Type D) when required by high temperatures, low humidity, or other adverse placing conditions.

FINISH OF FORMED SURFACES:

ROUGH FORM FINISH: For formed concrete surfaces not exposed-to-view in the finish work or

by other construction, unless otherwise indicated. This is the concrete surface having texture imparted by form facing material used, with tie holes and defective areas repaired and patched and fins and other projections exceeding 1/4 inch in height rubbed down or chipped off.

SMOOTH FORM FINISH: For formed concrete surfaces exposed-to-view, or that are to be covered with a coating material applied directly to concrete, or a covering material applied directly to concrete, such as waterproofing, dampproofing, veneer plaster, painting, or other similar system. This is as-cast concrete surface obtained with selected form facing material, arranged orderly and symmetrically with a minimum of seams. Repair and patch defective areas with fins or other projections completely removed and smoothed.

GROUT CLEANED FINISH: Provide grout cleaned finish to scheduled concrete surfaces which have received smooth form finish treatment.

Combine one part Portland cement to 1-1/2 parts fine sand by volume, and mix with water to consistency of thick paint. Proprietary additives may be used at Contractor's option. Blend standard portland cement and white portland cement, amounts determined by trial patches, so that final color of dry grout will match adjacent surfaces.

Thoroughly wet concrete surfaces and apply grout to coat surfaces and fill small holes. Remove excess grout by scraping and rubbing with clean burlap. Keep damp by fog spray for at least 36 hours after rubbing.

RELATED UNFORMED SURFACES: At tops of walls, horizontal offsets, and similar unformed surfaces occurring adjacent to formed surfaces, strike-off smooth and finish with a texture matching adjacent formed surfaces. Continue final surface treatment of formed surfaces uniformly across adjacent unformed surfaces, unless otherwise indicated.

MONOLITHIC SLAB FINISHES:

ASTM E 1155, "Standard Test Method for Determining Floor Flatness and Levelness Using the "F Number System (inch-pound-units)", shall be used for these finishes as follows:

SCRATCH FINISH: Apply scratch finish to monolithic slab surfaces that are to receive concrete floor topping or mortar setting beds for tile, portland cement terrazzo, and other bonded applied cementitious finish flooring material, and as otherwise indicated.

After placing slabs, plane surface to tolerances for floor flatness (FF) of 15 and floor levelness (FL) of 13. Slope surfaces uniformly to drains where required. After leveling, roughen surface before final set, with stiff brushes, brooms, or rakes.

FLOAT FINISH: Apply float finish to monolithic slab surface to receive trowel finish and other finishes as hereinafter specified, and slab surfaces which are to be covered with membrane or elastic waterproofing membrane or elastic roofing, or sand-bed terrazzo, and as otherwise indicated.

After screeding, consolidating, and leveling concrete slabs, do not work surface until ready for floating. Begin floating when surface water has disappeared or when concrete has stiffened sufficiently to permit operation of power-driven floats, or both. Consolidate surface with power-driven floats, or by hand-floating if area is small or inaccessible to power units. Check and level surface plane to tolerances of FF 18 - FL 15. Cut down high spots and dill low spots. Uniformly slope surfaces to drains. Immediately after leveling, refloat surface to a uniform, smooth, granular texture.

TROWEL FINISH: Apply trowel finish to monolithic slab surfaces to be exposed-to-view, and slab

surfaces to be covered with resilient flooring, carpet, ceramic or quarry tile, paint, or other thin film finish coating system.

After floating, begin first trowel finish operation using a power-driven trowel. Begin final troweling when surface produces a ringing sound as trowel is moved over surface. Consolidate concrete surface by final hand-troweling operation, free of trowel marks, uniform in texture and appearance, and with surface leveled to tolerances of FF 20 - FL 17. Grind smooth surface defects which would telegraph through applied floor covering system.

TROWEL AND FINE BROOM FINISH: Where ceramic or quarry tile is to be installed with thin-set mortar, apply trowel finish as specified, then immediately follow with slightly scarifying surface by fine brooming.

NON-SLIP BROOM FINISH: Apply non-slip broom finish to exterior concrete platforms, steps, and ramps, and elsewhere as indicated.

Immediately after float finishing, slightly roughen concrete surface by brooming with fiber bristle broom perpendicular to main traffic route. Coordinate required final finish with Engineer before application.

CONCRETE CURING AND PROTECTION:

GENERAL: Protect freshly placed concrete from premature drying and excessive cold or hot temperatures.

Start initial curing as soon as free water has disappeared from concrete surface after placing and finishing. Weather permitting, keep continuously moist for not less than 7 days.

Begin final curing procedures immediately following initial curing and before concrete has dried. Continue final curing for at least 7 days in accordance with ACI 301 procedures. Avoid rapid drying at end of final curing period.

CURING METHODS: Perform curing of concrete by curing and sealing compound, by moist curing, by moisture-retaining cover curing, and by combinations thereof, as herein specified.

Provide moisture curing by the following methods:

- Keep concrete surface continuously wet by covering with water.
- Continuous water-fog spray.
- Covering concrete surface with specified absorptive cover, thoroughly saturating cover with water and keeping continuously wet. Place absorptive cover to provide coverage of concrete surfaces and edges, with 4 inch lap over adjacent absorptive covers.

Provide moisture-cover curing as follows:

- Cover concrete surfaces with moisture-retaining cover for curing concrete, placed in widest practicable width with sides and ends lapped at least 3 inches and sealed by waterproof tape of adhesive. Immediately repair any holes or tears during curing period using cover material and waterproof tape.

Provide curing slabs and sealing compounds to exposed interior slabs and to exterior slabs, walks, and curbs, as follows:

- Apply specified curing and sealing compound to concrete slabs as soon as final

finishing operations are complete (within 2 hours). Apply uniformly in continuous operation by power-spray or roller in accordance with manufacturer's directions. Recoat areas subjected to heavy rainfall within 3 hours after initial application. Maintain continuity of coating and repair damage during curing period.

Do not use membrane curing compounds on surfaces which are to be covered with coating material applied directly to concrete, liquid floor hardener, waterproofing, dampproofing, membrane roofing, flooring (such as ceramic or quarry tile, glue-down carpet), painting, and other coatings and finish materials, unless otherwise acceptable to Engineer.

CURING FORMED SURFACES: Cure formed concrete surfaces, including undersides of beams, supported slabs, and other similar surfaces by moist curing with forms in place for full curing period or until forms are removed. If forms are removed, continue curing by methods specified above, as applicable.

CURING UNFORMED SURFACES: Cure unformed surfaces, such as slabs, floor topping, and other flat surfaces by application of appropriate curing method.

Final cure concrete surfaces to receive liquid floor hardener or finish flooring by use of moisture-retaining cover, unless otherwise directed.

SEALER AND DUSTPROOFER: Apply a second coat of specified curing and sealing compound only to surfaces given a first coat.

SHORES AND SUPPORTS:

Remove shoring from ground to roof for structures 4 stories or less, unless otherwise permitted.

Remove shores and reshore in a planned sequence to avoid damage to partially cured concrete. Locate and provide adequate reshoring to safely support work without excessive stress or deflection.

Keep shores in place a minimum of 15 days after placing upper tier, and longer if required, until concrete has attained its required 28-day strength and heavy loads due to construction operations have been removed.

REMOVAL OF FORMS:

Formwork not supporting weight of concrete, such as sides of beams, walls, columns, and similar parts of the work, may be removed after cumulatively curing at not less than 50 degrees F (10 degrees C) for 24 hours after placing concrete, provided concrete is sufficiently hard to not be damaged by form removal operations, and provided curing and protection operations are maintained.

Form facing material may be removed 4 days after placement, only if shores and other vertical supports have been arranged to permit removal of form facing material without loosening or disturbing shores and supports.

RE-USE OF FORMS:

Clean and repair surfaces of forms to be re-used in work. Split, frayed, delaminated, or otherwise damaged from facing material will not be acceptable for exposed surfaces. Apply new form coating compound as specified for new formwork.

When forms are extended for successive concrete placement, thoroughly clean surfaces, remove fins and laitance, and tighten forms to close joints. Align and secure joint to avoid offsets. Do not use "patched" forms for exposed concrete surfaces, except as acceptable to Engineer.

MISCELLANEOUS CONCRETE ITEMS:

FILLING-IN: Fill-in holes and openings left in concrete structures for passage of work by other trades, unless otherwise shown or directed, after work of other trades is in place. Mix, place, and cure concrete as herein specified, to blend with in-place construction. Provide other miscellaneous concrete filling shown or required to complete work.

CURBS: Provide monolithic finish to interior curbs by stripping forms while concrete is still green and steel troweling surfaces to a hard, dense finish with corners, intersections, and terminations slightly rounded.

EQUIPMENT BASES AND FOUNDATIONS: Provide machine and equipment bases and foundations, as shown on drawings. Set anchor bolts for machines and equipment to template at correct elevations, complying with certified diagrams or templates of manufacturer furnishing machines and equipment.

Grout base plates and foundations as indicated, using specified non-shrink grout. Use non-metallic grout for exposed conditions, unless otherwise indicated.

REINFORCED MASONRY: Provide concrete grout for reinforced masonry lintels and bond beams where indicated on drawings and as scheduled including filling of concrete modular unit cavities where called for on plans. Maintain accurate location of reinforcing steel during concrete placement.

CONCRETE SURFACE REPAIRS:

PATCHING DEFECTIVE AREAS: Repair and patch defective areas with cement mortar immediately after removal of forms, when acceptable to Engineer.

Cut out honeycomb, rock pockets, voids over 1/4 inch in any dimension, and holes left by tie rods and bolts, down to solid concrete but, in no case to a depth of less than 1 inch. Make edges of cuts perpendicular to the concrete surface. Thoroughly clean, dampen with water, and brush-coat the area to be patched with specified bonding agent. Place patching mortar after bonding compound has dried.

REPAIR OF FORMED SURFACES: Remove and replace concrete having defective surfaces if defects cannot be repaired to satisfaction of Engineer. Surface defects, as such, include color and texture irregularities, cracks, spalls, air bubbles, honeycomb, rock pockets; fins and other projections on surface; and stains and other discolorations that cannot be removed by cleaning. Flush out form tie holes, fill with dry pack mortar, or precast cement cone plugs secured in place with bonding agent.

Repair concealed formed surfaces, where possible, that contain defects that affect the durability of concrete. If defects cannot be repaired, remove and replace concrete.

REPAIR OF UNFORMED SURFACES: Test unformed surfaces, such as monolithic slabs, for smoothness and verify surface plane to tolerances specified for each surface and finish. Correct low and high areas as herein specified. Test unformed surfaces slopped to drain for trueness of slope, in addition to smoothness using a template having required slope.

Repair finished unformed surfaces that contain defects which affect durability of concrete. Surface defects, as such, include crazing cracks in excess of 0.01 inch wide or which penetrate to reinforcement or completely through non-reinforced sections regardless of width, spalling, pop-outs, honeycomb, rock pockets, and other objectionable conditions.

Correct high areas in unformed surfaces by grinding, after concrete has cured at least 14 days.

Correct low areas in unformed surfaces during or immediately after completion of surface finishing operations by cutting out low areas and replacing with fresh concrete. Finish repaired areas to blend into adjacent concrete. Proprietary patching compounds may be used when acceptable to Engineer.

Repair defective areas, except random cracks and single holes not exceeding 1 inch diameter, by cutting out and replacing with fresh concrete. Remove defective areas to sound concrete with clean, square cuts and expose reinforcing steel with at least 3/4 inch clearance all around. Dampen concrete surfaces in contact with patching concrete and apply bonding compound. Mix patching concrete of same materials to provide concrete of same type or class as original concrete. Place, compact, and finish to blend with adjacent finished concrete. Cure in same manner as adjacent concrete.

Perform structural repairs with prior approval of Structural Engineer for method and procedure, using specified epoxy adhesive and mortar.

Repair methods not specified above may be used, subject to acceptance of Engineer.

QUALITY CONTROL TESTING DURING CONSTRUCTION:

The Owner will employ a testing laboratory to perform tests and to submit test reports.

Sampling and testing for quality control during placement of concrete may include the following, as directed by Engineer.

SAMPLING FRESH CONCRETE: ASTM C 172, except modified for slump to comply with ASTM C 94.

SLUMP: ASTM C 143, one test at point of discharge for each day's pour of each type of concrete, and additional tests when concrete consistency seems to have changed.

CONCRETE TEMPERATURE: Test hourly when air temperature is 40 degrees F (4 degrees C) and below, and when 80 degrees F (27 degrees C) and above, and each time a set of compression test specimens are made.

COMPRESSION TEST SPECIMEN: ASTM C 31, one set of 4 standard cylinders for each compressive strength test, unless otherwise directed. Mold and store cylinders for laboratory cured test specimens except when field-cure test specimens are required.

COMPRESSIVE STRENGTH TESTS: ASTM C 39, one set for each day's pour exceeding 5 cubic yards plus additional sets for each 50 cubic yards over and above the first 25 cubic yards of each concrete class placed in any one day; one specimen tested at 7 days, two specimens tested at 28 days, and one specimen retained in reserve for later testing if required.

When frequency of testing will provide less than 5 strength tests for a given class of concrete, conduct testing from at least 5 randomly selected batches or form each batch if fewer than 5 are used.

Test results will be reported in writing to Structural Engineer and Contractor within 24 hours after tests. Reports of compressive strength tests shall contain the project identification name and number, date of concrete placement, name of concrete testing service, concrete type and class, location of concrete batch in structure, design compressive strength at 28 days, concrete mix proportions and materials; compressive breaking strength and type of break for both 7-day tests and 28-day tests.

NONDESTRUCTIVE TESTING: Impact hammer, sonoscope, or other nondestructive device may be permitted but shall not be used as the sole basis for acceptance or rejection.

ADDITIONAL TESTS: The testing service will make additional tests of in-place concrete when test results indicate specified concrete strengths and other characteristics have not been attained in the structure, as directed by Engineer. Testing service may conduct tests to determine adequacy of concrete by cored cylinders complying with ASTM C 42, or by other methods as directed. Contractor shall pay for such tests when unacceptable concrete is verified.

END OF SECTION

SECTION 150 TIMBER CONSTRUCTION

PART 1 - GENERAL

SUMMARY:

This section includes requirements for furnishing materials, labor, and equipment necessary for the installation of

1. Round timber piles
2. Lumber
3. Access Stairs
4. Composite Decking Material
5. Rough Carpentry
6. Connections and fasteners
7. Handrails

Related Sections include the following:

1. Submittal Procedures

REFERENCES:

The publications listed below form a part of this specification to the extent referenced. The publications are referred to within the text by the basic designation only. All publications are "Latest Edition" unless specified otherwise.

American Societv for Testinq and Materials (ASTM)

ASTM D25	Round Timber Piles
ASTM F593	Standard Specification for Stainless Steel Bolts. Hex Cap Screws, and Studs

American Wood Preservers Association

AWPA M4	Standard For The Care Of Preservative-Treated Wood Products
AWPA C3	Piles - Preservative Treatment by Pressure Process
AWPA C18	Standard for Pressure Treated Material In Marine Construction

DEFINITIONS:

Engineer: The Owner's representative responsible for construction observation.

Engineer of Record: The Engineer whose signature and seal is affixed to the Drawings and Specifications.

SUBMITTALS:

Submit the following to the Engineer for approval:

1. Lumber: Submit dimensions, species, grade, treatment type, and treatment level for all lumber used on the project.

2. Decking and Composite Lumber: The Contractor shall submit specifications and a sample of the decking prior to placing the order. For each lot to be ordered, along with the sample, the Contractor shall provide a supplier certification stating the type (specific name); color and surfacing of the materials to be delivered. The Contractor is to use Moisture Shield Decking or Engineer approved equivalent.

3. Piles: Submit dimensions, species type, treatment type, and treatment level for all timber piles used on the project. Submit order forms or receipts showing order quantity, pile length, and pile diameter.

4. Connections: Submit manufacturer's data demonstrating that all connection material is 316 stainless steel unless specified otherwise in the Drawings. Submit manufacturer's data that all bolts and all-thread rods have a yield strength of (F,) of 36,000 psi or greater.

5. Timber Pile Driving Equipment: If driving is required, the Contractor shall submit the pile driving equipment to be used for installation of the timber piles. Submit the hammer type, manufacturer, stroke, and hammer energy. Calculate and submit the maximum blow count as determined from an appropriate dynamic formula that can be utilized in the field without damaging the piles.

DELIVERY, STORAGE, AND HANDLING:

Deliver piles, lumber, and other material to site in such quantities and at such times to ensure continuity of installation. Handle and store piles and lumber at designated storage or lay down areas as necessary to prevent breaks, cuts, abrasions, or other physical damage. Cover lumber (including treated lumber) with plastic sheeting until installation.

MEASUREMENT AND PAYMENT:

Methods of Measurement:

1. Round Timber Piles: Measurement for the quantity of round timber piles will be per pile delivered to the site, installed and accepted.

2. Timber Decking and Substructure: Measurement for the quantity of timber decking and substructure will be per square foot of material delivered, installed and accepted.

3. Handrails: Measurement for the quantity of handrails will be per linear foot of handrail installed and accepted.

Payment:

1. Round Timber Piles: Payment for the quantity of round timber piles will be per pile delivered to the site, installed and accepted. Compensation will include the cost of pile driving.

2. Timber Decking and Substructure: Payment for the quantity of timber decking and substructure will be per square foot of material delivered, installed and accepted. All timber, composited decking, connections and fasteners will be included in the square foot price for timber decking and substructure.

3. Handrails: Payment for the quantity of handrails will be per linear foot of handrail installed. Handrails will include posts, connections, fasteners, and rail systems.

4. Additional payment for items in excess of that indicated on the Drawings and requested by the Owner will be calculated at unit prices stated in the Bid Schedule.

5. Unit prices are to include labor, materials, tools, equipment, disposal and incidentals for the items listed herein and shown on the Drawings.

6. No payment will be made for rejected items, items that do not comply with this specification, and those items that are defective or damaged during handling or placement.

PART 2 - PRODUCTS

ROUND TIMBER PILES:

Pressure Treated Round Timber Piles: ASTM D 25, unused, clean peeled, one piece from butt to tip: of the following species and size basis:

1. Species: Southern yellow pine

2. Size Basis: 6-inch tip diameter and 8-inch tip diameter based on plans measured at tip of piles.

3. Treatment: 2.5 pcf Chromated Copper Arsenate (CCA, salt treated) in accordance to AWPA C3 and AWPA C18.

4. Field-Applied Wood Preservative: Treat field cuts, holes, and other penetrations according to AWPA M4.

LUMBER:

General: All lumber shall be grade stamped in accordance with the Southern Pine Inspection Bureau (SPIB) or Timber Products Inspection Inc. (TP). Where nominal sizes are indicated, provide actual sizes required by the American Softwood Lumber Standards PS 20 for moisture content specified. Where actual sizes are indicated, they are minimum dressed sizes for dry lumber. Provide dressed lumber, S4S, unless otherwise indicated. Maximum moisture content shall be 19 percent unless otherwise specified. Select and cut lumber to eliminate knots and other defects that will interfere with attachment of other work.

Joists, Pile Caps, and Handrail Posts

Joists, pile caps, and handrail posts shall No. 1 grade Southern Pine, treated to 0.6 pcf. Chromated Copper Arsenate (CCA) in accordance to AWPA C2lC18 for saltwater splash.

COMPOSITE LUMBER FOR DECKING, HANDRAILS, SHEETPILE CAP AND TRIM:

All surface areas shall be Moisture Shield or Engineer approved equivalent, including but not limited to handrails, and decking as shown on the drawings.

All composite lumber for decking widths of less than 12' shall be one piece. Deck lumber shall be fastened at joist supports with No. 10 stainless steel screws. Decking shall be installed with a 1/8" gap between deck boards or as recommended by the manufacturer and with the pattern shown on

the Drawings. Pilot holes shall be drilled to facilitate screw installation. Alternative installation methods shall be submitted to the Engineer for review and approval.

CONNECTIONS AND FASTENERS:

All connections and fasteners, including bolts, all-thread, nails, screws, hangers, and hurricane straps shall be 316 stainless steel with a minimum yield tensile stress (F,) of 36,000 psi. Bolts and hex screws shall comply with ASTM F593.

Provide fasteners of size and type indicated that comply with requirements specified for material and manufacture.

PART 3 - EXECUTION

INSTALLATION, GENERAL:

Set rough carpentry to required levels and lines, with members plumb, true to line, cut, and fitted. Fit rough carpentry to other construction; scribe and cope as needed for accurate fit. Do not use nails to temporarily hold deck, stringers, or other members in place.

Do not splice structural members between supports, unless otherwise indicated

Provide blocking and framing as indicated and as required to support facing materials, fixtures, specialty items, and trim.

Sort and select lumber so that natural characteristics will not interfere with installation or with fastening other materials to lumber. Do not use materials with defects that interfere with function of member or pieces that are too small to use with minimum number of joists or optimum joint arrangement.

Comply with American Wood Preservers' Association M4 for applying field treatment to cut surfaces of preservative-treated lumber.

1. Use inorganic boron for items that are continuously protected from liquid water.

2. Use copper naphthenate for items not continuously protected from liquid water.

Securely attach rough carpentry work to substrate by anchoring and fastening as indicated, complying with the following: "Fastening Schedule," in Florida Building Code, latest addition.

Select fasteners of size that will not fully penetrate members where opposite side will be exposed to view or will receive finish materials. Make tight connections between members. Install fasteners without splitting wood; do not countersink nail heads, unless otherwise indicated.

For exposed work, arranger fasteners in straight rows parallel with edges of members, with fasteners evenly spaced, and with adjacent rows staggered.

WOOD BLOCKING AND NAILER INSTALLATION:

Install where indicated and where required for attaching other work. Form to shapes indicated and cut as required for true line and level of attached work. Coordinate locations with other work involved. All joists shall be blocked at midspan unless noted otherwise.

Attach items to substrates to support applied loading. Recess bolts and nuts flush with surfaces, unless otherwise indicated.

JOISTS AND STRINGER FRAMING INSTALLATION:

General: Install joist with crown edge up and support ends of each member with not less than 1-1/2 inches of bearing on wood or metal, or 3 inches on masonry. Attach joist as follows:

1. Where supported on wood members, by using metal framing anchors

2. Where framed into wood supporting members, by using wood ledgers as indicated or, if not indicated, by using metal joist hangers.

Do not notch in middle third of joists or beams. Limit notch depth to 1/6 depth of joist. Limit notch width to 1/3 of joist depth. Notches at ends of joists located over bearing supports may be notched to a depth equal to 5% of the joist depth. Do not bore holes in joists or beams larger than 1/3 depth of joist and do no locate holes closer than *2* inches from top or bottom.

For joists and stringers, provide full depth solid blocking of 2-inch nominal thickness at mid-point of the span. Provide same blocking at ends of joists unless otherwise supported against rotation at the top and bottom.

Lap members framing from opposite sides of beams, girders, or partitions not less than 12 inches or securely tie opposing members together.

PILE INSTALLATION:

Timber piles shall be installed by a combination of driving and jetting to the full depth that their length allows. Piles shall not be cut off or their tops trimmed without approval from the Engineer. The Contractor must control jetting water runoff such that it does not erode or mare the beach surface. The Contractor shall select a driving hammer and jetting equipment suitable for the installation of timber piling of the size and length indicated on the Drawings. The driving/jetting equipment shall be capable of installing the timber piles to the depth indicated without damaging the piles. If driving is required to install and/or seat the piles, the Contractor shall determine a maximum blow count utilizing an appropriate dynamic formula that will prevent damage to the pile. Ultimate compression stress utilizing LRFD design shall be 2700 psi.

Piles shall be inspected by the Engineer during and after installation. Piles shall be firm and unyielding in the vertical and horizontal directions.

If in the opinion of the Engineer, the piles are not firmly installed, the Engineer may require the Contractor to seat the pile with a driving hammer or extract and re-install the piling. Soil excavation and installation of diagonal (Xbracing) bracing may also be required to prevent excessive lateral movement.

Tolerances for Installation: All piles shall be installed with a variation of not more than 0.1 inch per foot of pile length from the vertical. Butts shall be within two (2) inches of the locations indicated. All piles shall be checked by the Contractor for heave. Piles found to have heaved shall be re-installed to the required tip elevation. Piles damaged, mis located, or installed out of alignment shall be replaced or additional piles installed as directed at no costs to the Owner.

END OF SECTION

APPENDICES

APPENDIX A
General Vicinity Map

Suwannee County Property Appraiser

2019 Tax Roll Year
updated: 6/15/2020

Parcel: 15-03S-14E-0273000.0000

<< Next Lower Parcel | Next Higher Parcel >>

Show Tax Record | Tax Estimator | Parcel List Generator | GIS Map | Print

Search Result: 1 of 1

Owner & Property Info

Parcel Number	15-03S-14E-0273000.0000		
Owner's Name	SUWANNEE COUNTY CLERK OF COURT		
Mailing Address	200 S OHIO AVE LIVE OAK FL 32060		
Site Address			
DOR Code	(8600) - COUNTY		
Tax District	(CO) COUNTY	**S/T/R**	15/03S/14E
Acreage	40 AC	**Map**	000133
Exemptions	(85---) (85) COUNTY		
Description	**The following is not to be used as the Legal Description for this parcel in any legal transaction.**		
LEG 40.00 ACRES NE1/4 OF NW1/4. ORB 469 P 341 & 342 PRDD YR 94 ORB 469 P 343 QCD YR 94 ORB 469 P 644 & 645ORDER YR 94			

GIS Aerial

Property & Assessment Values

2019 Certified Values		
Mkt Land Value		$70,000.00
Ag Land Value		$0.00
Building Value		$0.00
XFOB Value		$201.00
Mkt Assessed Value		$70,201.00
Assessment Value		$70,201.00
Exempt Value	(85---) (85) COUNTY	$70,201.00
Total Taxable Value		$0.00

2020 Working Values

NOTE:
2020 Working Values are NOT certified values and therefore are subject to change before being finalized for ad valorem assessment purposes.

Show Working Values

Sales History

Show Similar Sales within 1/2 mile

Sale Date	OR Book/Page	OR Inst.Type	Sale V/I	Sale Price
8/1/1993	469/341	CT	V	$100.00

Building Characteristics

Bldg #	Bldg Desc	Year Blt	Base Area
N O N E			

Extra Features & Out Buildings

Features	
BD FNC (3) (0 x 0) | YRB: 2017	

1 of 1

Back to Top

Disclaimer

This information was derived from data which was compiled by the Suwannee County Property Appraiser's Office solely for the governmental purpose of property assessment. This information should not be relied upon by anyone as a determination of the ownership of property or market value. No warranties, expressed or implied, are provided for the accuracy of the data herein, it's use, or it's interpretation. Although it is periodically updated, this information may not reflect the data currently on file in the Property Appraiser's office. The assessed values are NOT certified values and therefore are subject to change before being finalized for ad valorem assessment purposes. The GIS Maps are a work in progress and are NOT surveys.

Notice
Under Florida Law, e-mail addresses are public record. If you do not want your e-mail address released in response to a public-records request, do not send electronic mail to this entity. Instead contact this office by phone or in writing.

APPENDIX B
SRWMD Permit & ACOE Permit

Virginia Johns, Chair
Richard Schwab, Secretary/Treasurer
Hugh Thomas, Executive Director

August 6, 2020

Greg Scott
Suwannee Parks & Recreation
1201 Silas Drive
Live Oak, FL 32060

SUBJECT: Permit Number ERP-121-210005-3
Peacock Lake Boat Ramp Improvements

Dear Greg Scott:

Enclosed is your permit issued by the Suwannee River Water Management District on August 05, 2020. This permit is a legal document and should be kept with your other important documents. Permit issuance does not relieve you from the responsibility of obtaining any necessary permits from any federal, state, or local agencies for your project.

Noticing Your Permit:
For noticing instructions, please refer to the noticing materials in this package regarding closing the point of entry for someone to challenge the issuance of your permit. Please note that if a timely petition for administrative hearing is filed, your permit will become non-final and any activities that you choose to undertake pursuant to your permit will be at your own risk.

Compliance with Permit Conditions:
To submit your required permit compliance information, go to the District's website at https://permitting.sjrwmd.com/srepermitting/jsp/start.jsp. Click to sign-in to your existing account or to create a new account. Select the "Apply/Submit" tab, select "Submit Compliance Data", enter your permit number, and select "No Specific Date" for the Compliance Due Date Range. You will then be able to view all the compliance submittal requirements for your project. Select "the compliance item that you are ready to submit and then attach the appropriate information or form. The forms to comply with your permit conditions are available at floridaswater.com/permitting under the section "Handbooks, forms, fees, final orders". Click on forms to view all permit compliance forms, then scroll to the ERP application forms section and select the applicable compliance forms. Alternatively, if you have difficulty finding forms or need copies of the appropriate forms, please contact the Resource Management Division at (386) 362-1001.

Compliance with Other Permitting Programs:
This permit does not eliminate the necessity to obtain any required federal, state, local and special district authorizations prior to the start of any construction, alteration, operation, maintenance, removal or abandonment authorized by this permit.

The Suwannee River Water Management District did not issue a National Pollutant Discharge Elimination System (NPDES) permit for this project. If this project meets the thresholds such that a NPDES permit is required, you must apply to the Florida Department of Environmental Protection directly. More information about NPDES permits may be found online at

https://floridadep.gov/water/stormwater. **Failure to obtain a NPDES permit prior to construction could subject you to enforcement action by that agency.**

For projects which involve wetlands or surface waters, the Suwannee River Water Management District did not issue a federal authorization for use or impacts to wetlands under federal jurisdiction, this project. Therefore, you must apply directly to the US Army Corps of Engineers (USACE). More information about USACE permitting may be found online at https://www.saj.usace.army.mil/. **Failure to obtain USACE authorization prior to construction could subject you to federal enforcement action by that agency.**

Transferring Your Permit:

Your permit requires you to notify the District in writing within 30 days of any change in ownership or control of the project or activity covered by the permit, or within 30 days of any change in ownership or control of the real property on which the permitted project or activity is located or occurs. You will need to provide the District with the information specified in rule 62-330.340, Florida Administrative Code (F.A.C.). Generally, this will require you to complete and submit Form 62-330.340(1), "Request to Transfer Permit".

Please note that a permittee is liable for compliance with the permit before the permit is transferred. The District, therefore, recommends that you request a permit transfer in advance in accordance with the applicable rules. You are encouraged to contact District staff for assistance with this process.

Thank you and please let us know if you have additional questions. For general questions contact us at (386) 362-1001.

Sincerely,

Hugh Thomas
Executive Director

Enclosures: Permit

cc: District Permit File

Virginia Johns, Chair
Richard Schwab, Secretary/Treasurer
Hugh Thomas, Executive Director

ERP Individual Permit

PERMITTEE:
Greg Scott
Suwannee Parks & Recreation
1201 Silas Drive
Live Oak, FL 32060

PERMIT NUMBER: ERP-121-210005-3
DATE ISSUED: August 05, 2020
DATE EXPIRES: August 05, 2025
COUNTY: Suwannee
TRS: S10 T3S R14E

PROJECT: Peacock Lake Boat Ramp Improvements

Upon completion, the approved entity to which operation and maintenance maybe transferred pursuant to rule 62-330.310 and 62-330.340 or 40B-4.1130, Florida Administrative Code (F.A.C) shall be:

Greg Scott
Suwannee Parks & Recreation
1201 Silas Drive
Live Oak, FL 32060

Based on the information provided to the Suwannee River Water Management District (District), the above mentioned project has met the conditions of issuance as found in subsection 62-330.301, subsections 62-330.407 through 62-330.635, or subsection 40B-4.3030, F.A.C. The permit is hereby in effect for the activity description below:

The previous permit authorized repairs to the existing boat ramp. This permit is for the replacement of the existing boat ramp and dredging of the existing channel. Work in wetlands and other surface waters is 0.18 acres. Mitigation in the form of 0.1 mitigation credits from San Pedro Bay mitigation bank is proposed to offset wetland impacts. The project shall be constructed in a manner consistent with the application package, plans, and calculations submitted by Greg Scott, of Suwannee County Parks and Recreation, or his agent on or before July 16, 2020.

As the permittee and/or operation and maintenance entity, it is your responsibility to ensure that adverse off-site impacts do not occur either during or after the construction. Any additional construction or alterations not authorized by this permit may result in flood control or water quality problems both on and off site and will be a violation of District rule.

You and any other substantially affected persons are entitled to request an administrative hearing or mediation. Please refer to the enclosed notice of rights.

1. All activities shall be implemented following the plans, specifications and performance criteria approved by this permit. Any deviations must be authorized in a permit modification in accordance with rule 62-330.315, F.A.C. Any deviations that are not so authorized may subject the permittee to enforcement action and revocation of the permit under chapter 373, F.S.

2. A complete copy of this permit shall be kept at the work site of the permitted activity during the construction phase, and shall be available for review at the work site upon request by the District staff. The permittee shall require the contractor to review the complete permit prior to beginning construction.

3. Activities shall be conducted in a manner that does not cause or contribute to violations of state water quality standards. Performance-based erosion and sediment control best management practices shall be installed immediately prior to, and be maintained during and after construction as needed, to prevent adverse impacts to the water resources and adjacent lands. Such practices shall be in accordance with the State of Florida Erosion and Sediment Control Designer and Reviewer Manual (Florida Department of Environmental Protection and Florida Department of Transportation June 2007), and the Florida Stormwater Erosion and Sedimentation Control Inspector's Manual (Florida Department of Environmental Protection, Nonpoint Source Management Section, Tallahassee, Florida, July 2008), which are both incorporated by reference in paragraph 62-330.050(9)(b)5., F.A.C., unless a project-specific erosion and sediment control plan is approved or other water quality control measures are required as part of the permit.

4. At least 48 hours prior to beginning the authorized activities, the permittee shall submit to the District a fully executed Form 62-330.350(1), "Construction Commencement Notice,"[10-1-13], incorporated by reference herein (http://www.flrules.org/Gateway/reference.asp?No=Ref-02505), indicating the expected start and completion dates. A copy of this form may be obtained from the District, as described in section 62-330.010(5), F.A.C. If available, an District website that fulfills this notification requirement may be used in lieu of the form.

5. Unless the permit is transferred under rule 62-330.340, F.A.C., or transferred to an operating entity under rule 62-330.310, F.A.C., the permittee is liable to comply with the plans, terms and conditions of the permit for the life of the project or activity.

6. Within 30 days after completing construction of the entire project, or any independent portion of the project, the permittee shall provide the following to the Agency, as applicable:

    1. For an individual, private single-family residential dwelling unit, duplex, triplex, or quadruplex — "Construction Completion and Inspection Certification for Activities

Associated With a Private Single-Family Dwelling Unit" [Form 62-330.310(3)]; or

2. For all other activities — "As-Built Certification and Request for Conversion to Operational Phase" [Form 62-330.310(1)].

3. If available, an Agency website that fulfills this certification requirement may be used in lieu of the form.

7. If the final operation and maintenance entity is a third party:

    1. Prior to sales of any lot or unit served by the activity and within one year of permit issuance, or within 30 days of as-built certification, whichever comes first, the permittee shall submit, as applicable, a copy of the operation and maintenance documents (see sections 12.3 thru 12.3.3 of Volume I) as filed with the Department of State, Division of Corporations and a copy of any easement, plat, or deed restriction needed to operate or maintain the project, as recorded with the Clerk of the Court in the County in which the activity is located.

    2. Within 30 days of submittal of the as- built certification, the permittee shall submit "Request for Transfer of Environmental Resource Permit to the Perpetual Operation Entity" [Form 62-330.310(2)] to transfer the permit to the operation and maintenance entity, along with the documentation requested in the form. If available, an Agency website that fulfills this transfer requirement may be used in lieu of the form.

8. The permittee shall notify the District in writing of changes required by any other regulatory District that require changes to the permitted activity, and any required modification of this permit must be obtained prior to implementing the changes.

9. This permit does not:

    1. Convey to the permittee any property rights or privileges, or any other rights or privileges other than those specified herein or in chapter 62-330, F.A.C.;

    2. Convey to the permittee or create in the permittee any interest in real property;

    3. Relieve the permittee from the need to obtain and comply with any other required federal, state, and local authorization, law, rule, or ordinance; or

    4. Authorize any entrance upon or work on property that is not owned, held in easement, or controlled by the permittee.

10. Prior to conducting any activities on state-owned submerged lands or other lands of the state, title to which is vested in the Board of Trustees of the Internal Improvement Trust Fund, the permittee must receive all necessary approvals and authorizations under chapters 253 and 258, F.S. Written authorization that requires formal execution by the Board of Trustees of the Internal Improvement Trust Fund shall not be considered received until it has been fully executed.

11. The permittee shall hold and save the District harmless from any and all damages, claims, or liabilities that may arise by reason of the construction, alteration, operation, maintenance, removal, abandonment or use of any project authorized by the permit.

12. The permittee shall notify the District in writing:

    1. Immediately if any previously submitted information is discovered to be inaccurate; and

    2. Within 30 days of any conveyance or division of ownership or control of the property or the system, other than conveyance via a long-term lease, and the new owner shall request transfer of the permit in accordance with rule 62-330.340, F.A.C. This does not apply to the sale of lots or units in residential or commercial subdivisions or condominiums where the stormwater management system has been completed and converted to the operation phase.

13. Upon reasonable notice to the permittee, District staff with proper identification shall have permission to enter, inspect, sample and test the project or activities to ensure conformity with the plans and specifications authorized in the permit.

14. If any prehistoric or historic artifacts, such as pottery or ceramics, stone tools or metal implements, dugout canoes, or any other physical remains that could be associated with Native American cultures, or early colonial or American settlement are encountered at any time within the project site area, work involving subsurface disturbance in the immediate vicinity of such discoveries shall cease. The permittee or other designee shall contact the Florida Department of State, Division of Historical Resources, Compliance and Review Section, at (850) 245-6333 or (800) 847-7278, as well as the appropriate permitting agency office. Such subsurface work shall not resume without verbal or written authorization from the Division of Historical Resources. If unmarked human remains are encountered, all work shall stop immediately and notification shall be provided in accordance with section 872.05, F.S.

15. Any delineation of the extent of a wetland or other surface water submitted as part of the permit application, including plans or other supporting documentation, shall not be considered binding unless a specific condition of this permit or a formal determination under rule 62-330.201, F.A.C., provides otherwise.

16. The permittee shall provide routine maintenance of all components of the stormwater management system to remove trapped sediments and debris. Removed materials shall be disposed of in a landfill or other uplands in a manner that does not require a permit under chapter 62-330, F.A.C., or cause violations of state water quality standards.

17. This permit is issued based on the applicant's submitted information that reasonably demonstrates that adverse water resource-related impacts will not be caused by the completed permit activity. If any adverse impacts result, the District will require the permittee to eliminate the cause, obtain any necessary permit modification, and take any necessary corrective actions to resolve the adverse impacts.

18. A Recorded Notice of Environmental Resource Permit may be recorded in the county public records in accordance with section 62-330.090(7), F.A.C. Such notice is not an encumbrance upon the property.

19. Before the start of any construction, the permittee must provide the District with documentation demonstrating that 0.03 freshwater shrub bog mitigation credits have been debited from the San Pedro Bay Mitigation Bank ledger.

20. In the event that the permittee does not successfully complete the transaction to obtain 0.03 freshwater shrub bog mitigation credits from San Pedro Bay Mitigation Bank, the permittee must obtain a permit modification to provide alternative mitigation.

21. Within 30 days of permit issuance, the permittee must provide the District with documentation demonstrating that 0.03 freshwater shrub bog mitigation credits have been reserved from the San Pedro Bay Mitigation Bank ledger.

22. This permit does not authorize the permittee to cause any adverse impact to or "take" of state listed species and other regulated species of fish and wildlife. Compliance with state laws regulating the take of fish and wildlife is the responsibility of the owner or applicant associated with this project. Please refer to Chapter 68A-27 of the Florida Administrative Code for definitions of "take" and a list of fish and wildlife species. If listed species are observed onsite, FWC staff are available to provide decision support information or assist in obtaining the appropriate FWC permits. Most marine endangered and threatened species are statutorily protected and a "take" permit cannot be issued. Requests for further information or review can be sent to FWCConservationPlanningServices@MyFWC.com.

WITHIN 30 DAYS AFTER COMPLETION OF THE PROJECT, THE PERMITTEE SHALL NOTIFY THE DISTRICT, IN WRITING, THAT THE FACILITIES ARE COMPLETE.

AUTHORIZED BY: Suwannee River Water Management District

By:

Hugh Thomas
Executive Director

NOTICE OF RIGHTS

1. A person whose substantial interests are or may be determined has the right to request an administrative hearing by filing a written petition with the Suwannee River Water Management District (District), or may choose to pursue mediation as an alternative remedy under Section 120.569 and 120.573, Florida Statutes, (F.S.), before the deadline for filing a petition. Choosing mediation will not adversely affect the right to a hearing if mediation does not result in a settlement. The procedures for pursuing mediation are set forth in Sections 120.569 and 120.57 F.S. Pursuant to Rule 28-106.111, Florida Administrative Code, (F.A.C.), the petition must be filed at the office of the District Clerk at District Headquarters, 9225 C.R. 49, Live Oak, Florida 32060 within twenty-one (21) days of receipt of written notice of the decision or within twenty-one (21) days of newspaper publication of the notice of District decision (for those persons to whom the District does not mail actual notice). A petition must comply with Chapter 28-106, F.A.C.

2. If the Governing Board takes action which substantially differs from the notice of District decision to grant or deny the pe1mit application, a person whose substantial interests are or may be determined has the right to request an administrative hearing or may choose to pursue mediation as an alternative remedy as described above. Pursuant to Rule 28-106.111, F.A.C., the petition must be filed at the office of the District Clerk at District Headquarters, 9225 C.R. 49, Live Oak, Florida 32060 within twenty-one (21) days of receipt of written notice of the decision or within twenty-one (21) days of newspaper publication of the notice of District decision (for those persons to whom the District does not mail actual notice). Such a petition must comply with Chapter 28-106, F.A.C.

3. A substantially interested person has the right to a formal administrative hearing pursuant to Section 120.569 and 120.57(1), F.S., where there is a dispute between the District and the party regarding an issue of material fact. A petition for formal hearing must comply with the requirements set forth in Rule 28-106.201, F.A.C.

4. A substantially interested person has the right to an informal hearing pursuant to Section 120.569 and 120.57(2), F.S., where no material facts are in dispute. A petition for an informal hearing must comply with the requirements set forth in Rule 28-106.301, F.A.C.

5. A petition for an administrative hearing is deemed filed upon receipt of the petition by the Office of the District Clerk at the District Headquarters in Live Oak, Florida.

6. Failure to file a petition for an administrative hearing within the requisite time frame shall constitute a waiver of the right to an administrative hearing pursuant to Rule 28-106.111, F.A.C.

7. The right to an administrative hearing and the relevant procedures to be followed is governed by Chapter 120, Florida Statutes, and Chapter 28-106, F.A.C.

8. Pursuant to Section 120.68, F.S., a person who is adversely affected by final District action may seek review of the action in the District Court of Appeal by filing a notice of appeal pursuant to the Florida Rules of Appellate Procedure, within 30 days of the rendering of the final District action.

9. A party to the proceeding before the District who claims that a District order is inconsistent with the provisions and purposes of Chapter 3 73, F. S., may seek review of the order pursuant to Section 373.114, F.S., by the Florida Land and Water Adjudicatory Commission, by filing a

request for review with the Commission and serving a copy of the Department of Environmental Protection and any person named in the order within 20 days of adoption of a rule or the rendering of the District order.

10. For appeals to the District Courts of Appeal, a District action is considered rendered after it is signed on behalf of the District, and is filed by the District Clerk.

11. Failure to observe the relevant time frames for filing a petition for judicial review, or for Commission review, will result in waiver of the right to review.

CERTIFICATE OF SERVICE

I hereby certify that a copy of the foregoing Notice of Rights has been sent to:

Greg Scott
Suwannee Parks & Recreation
1201 Silas Drive
Live Oak, FL 32060
(386) 362-3004

This August 06, 2020

_____
Deputy Clerk
Suwannee River Water Management District
9225 C.R. 49
Live Oak, Florida 32060
386.362.1001 or 800.226.1066 (Florida only)

cc: File Number: ERP-121-210005-3

NOTICING INFORMATION
Dear Permittee:

Please be advised that the Suwannee River Water Management District (District) has not published a notice in the newspaper advising the public that it has issued a permit for this project.

Newspaper publication, using the District's form, notifies members of the public of their right to challenge the issuance of the permit. If proper notice is given by newspaper publication, then there is a 21-day time limit to file a petition challenging the issuance of the permit.

To close the point of entry for filing a petition, you may publish (at your own expense) a onetime notice of the District's decision in a newspaper of general circulation within the affected area as defined in Section 50.011 of the Florida Statutes. If you do not publish a newspaper notice, the time to challenge the issuance of your permit will not expire.

A copy of the notice and a partial list of newspapers of general circulation are attached for your convenience. However, you are not limited to those listed newspapers. If you choose to close the point of entry and the notice is published, the newspaper will return to you an affidavit as proof of publication. In accordance with 40B-1.1010(4), F.A.C., a copy of the affidavit shall be provided to the District within 14 days of publication. A scanned copy of the affidavit may be forwarded to Tilda Musgrove by email at *tjm@srwmd.org* (preferred method) or send the original affidavit of publication to:

Tilda Musgrove
Resource Management
9225 CR 49
Live Oak, FL 32060

If you have any questions, please contact me at 386.362.1001.
Sincerely,

Tilda Musgrove

Tilda Musgrove
Business Resource Specialist
Resource Management

NOTICE OF AGENCY ACTION TAKEN BY THE
SUWANNEE RIVER WATER MANAGEMENT DISTRICT

Notice is given that the following permit was issued on _____:
(Name and address of applicant)_____
permit#_____. The project is located in _____County, Section _____, Township _____ South, Range _____ East. The permit authorizes a surface water management system on _____ acres for _____ known as _____. The receiving water body is _____.
A person whose substantial interests are or may be affected has the right to request an administrative hearing by filing a written petition with the Suwannee River Water Management District (District). Pursuant to Chapter 28-106 and Rule 40BB-1.1010, Florida Administrative Code (F.A.C.), the petition must be filed (received) either by delivery at the office of the Resource Management Business Resource Specialist at District Headquarters, 9225 CR 49, Live Oak FL 32060 or by e-mail to tjm@srwmd.org, within twenty-one (21) days of newspaper publication of the notice of intended District decision (for those persons to whom the District does not mail or email actual notice). A petition must comply with Sections 120.54(5)(b)4. and 120.569(2)(c), Florida Statutes (F.S.), and Chapter 28106, F.A.C. The District will not accept a petition sent by facsimile (fax). Mediation pursuant to Section 120.573, F.S., is not available.

A petition for an administrative hearing is deemed filed upon receipt of the complete petition by the District Clerk at the District Headquarters in Live Oak, FL during the District's regular business hours. The District's regular business hours are 8 a.m. – 5 p.m., excluding weekends and District holidays. Petitions received by the District Clerk after the District's regular business hours shall be deemed filed as of 8 a.m. on the next regular District business day.

The right to an administrative hearing and the relevant procedures to be followed are governed by Chapter 120, Florida Statutes, Chapter 28-106, Florida Administrative Code, and Rule 40B-1.1010, Florida Administrative Code. Because the administrative hearing process is designed to formulate final agency action, the filing of a petition means the District's final action may be different from the position taken by it in this notice. **Failure to file a petition for an administrative hearing within the requisite time frame shall constitute a waiver of the right to an administrative hearing. (Rule 28-106.111, F.A.C.).**

If you wish to do so, you may request the Notice of Rights for this permit by contacting the Business Resource Specialist in the Division of Resource Management (RM), 9225 CR 49, Live Oak, FL 32060, or by phone at 386.362.1001.

NEWSPAPER ADVERTISING

ALACHUA
Gainesville Sun Legal Advertising
PO Box 14747
Gainesville, FL 32614
352.372.4222

BRADFORD
Bradford County Telegraph, Legal Advertising
P. O. Drawer A
Starke, FL 32901
904-964-6305/ fax 904-964-8628

COLUMBIA
Lake City Reporter
180 E Duval Street
Lake City, FL 32055
386.754.0401

DIXIE
Dixie County Advocate
174 County Road 351
Cross City, FL 32628
352.498.3312

GILCHRIST
Gilchrist County Journal
207 N Main St
Trenton, FL 32693
352.463.7135

HAMILTON
Jasper News
521 Demorest Street SE
Live Oak, FL 32064
386.362.1734

JEFFERSON
Monticello News
PO Drawer 772
Madison, FL 32344
850.997.3568

LAFAYETTE
Mayo Free Press
521 Demorest Street SE
Live Oak, FL 32064
386.362.1734

LEVY
Levy County Journal
PO Box 159
Bronson, FL 32621
352.486.2312

MADISON
Madison Carrier
PO Drawer 772
Madison, FL 32344
850.973.4141

SUWANNEE
Suwannee Democrat
521 Demorest Street SE
Live Oak, FL 32064
386.364.1734

TAYLOR
Taco Times
PO Box 888
Perry, FL 32348
850.584.5513

UNION
Union County Times
125 E Main Street
Lake Butler, FL 32054
386.496.2261

DEPARTMENT OF THE ARMY
JACKSONVILLE DISTRICT CORPS OF ENGINEERS
4400 PGA BOULEVARD, SUITE 500
PALM BEACH GARDENS, FLORIDA 33410

December 17, 2020

REPLY TO ATTENTION OF

Regulatory Division
West Branch
Tampa Section
Gainesville Field Office
SAJ-2004-06309 (NPR-JED)

Suwannee County Parks
Attn: Greg Scott
1201 Silas Drive
Live Oak, FL 32064

Dear Mr. Scott:

Reference is made to the application received on May 7, 2020, for a Department of the Army permit to remove an existing boat ramp and construct a new, larger ramp in its place. The proposed project site is located on 71st Drive (30.244444°, -82.897595°), in Section 10, Township 3 South, Range 14 East, Live Oak, Suwannee County, Florida. The application has been assigned the file number SAJ-2004-06309 (NPR-JED).

The project as proposed will not require a Department of the Army permit in accordance with Section 10 of the Rivers and Harbors Act of 1899 as it is not located within the navigable waters of the United States. Furthermore, a permit will not be required in accordance with Section 404 of the Clean Water Act as it will not involve the discharge of dredged or fill material into waters of the United States. Provided the work is done in accordance with the enclosed drawings, Department of the Army authorization will not be required.

This letter contains an approved jurisdictional determination for your subject site. If you object to this determination/decision, you may request an administrative appeal under Corps' regulations at 33 CFR Part 331. Enclosed you will find a Notification of Appeal Process fact sheet and Request for Appeal (RFA) form. If you request to appeal this determination/decision, you must submit a completed RFA form to the South Atlantic Division Office at the following address:

Mr. Phillip A. Shannin
South Atlantic Division
U.S. Army Corps of Engineers
CESAD-CM-CO-R, Room 9M15
60 Forsyth St., SW.
Atlanta, Georgia 30303-8801
Via electronic mail at Philip.A.Shannin2@usace.army.mil

Mr. Shannin can be reached by telephone number at 404-562-5136, or by facsimile at 404-562-5138.

In order for an RFA to be accepted by the Corps, the Corps must determine that it is complete, that it meets the criteria for appeal under 33 CFR Part 331.5, and that it has been received by the Division office within 60 days of the date of the RFA. Should you decide to submit an RFA form, it must be received at the above address by **February 15, 2021**. It is not necessary to submit an RFA form to the Division office, if you do not object to the determination/decision in this letter.

This determination has been conducted to identify the limits of the Corps Clean Water Act jurisdiction for the particular site identified in this request. This determination may not be valid for the wetland conservation provisions of the Food Security Act of 1985, as amended. If you or your tenant are U.S. Department of Agriculture (USDA) program participants, or anticipate participation in USDA programs, you should request a certified wetland determination from the local office of the Natural Resources Conservation Service prior to starting work. Please be advised this determination reflects current policy and regulations and is valid for a period of no longer than 5 years from the date of this letter unless new information warrants a revision of the determination before the expiration date. If after the 5-year period, the Corps has not specifically revalidated this determination, it will automatically expire. Any reliance upon this determination beyond the expiration date may lead to possible violation of current Federal laws and/or regulation.

Additionally, your project site may contain species protected by the Endangered Species Act (ESA) of 1972, as amended. You should contact your local U.S. Fish and Wildlife Service (FWS) office to determine if federally listed species or their habitat are present on your project site. If it is determined that federally listed species may be affected by the proposed project, authorization for "incidental take" may be required. FWS offices can be contacted by the following telephone numbers: Jacksonville at 904-232-2580, Panama City at 850-769-0552, St. Petersburg at 727-570-5398, or Vero Beach at 772-562-3909.

This letter does not obviate the requirement to obtain any other Federal, State, or local permits that may be necessary for your project. Should you have any questions, please contact James Davidson at the letterhead address or by telephone at 352-264-7672.

Thank you for your cooperation with our permit program. The Corps Jacksonville District Regulatory Division is committed to improving service to our customers. We

strive to perform our duty in a friendly and timely manner while working to preserve our environment. We invite you to take a few minutes to visit http://per2.nwp.usace.army.mil/survey.html and complete our automated Customer Service Survey. Your input is appreciated – favorable or otherwise. Please be aware this web address is case sensitive and should be entered as it appears above.

Sincerely,

James Davidson
Project Manager

Cc:
CESAJ-RD-E
Menadier, William, WMenadier@Dewberry.com

Enclosures:
Request for Appeal Form (2 pages)
Approved Jurisdictional Determination (6 pages)
Project Plans (10 pages)

NOTIFICATION OF ADMINISTRATIVE APPEAL OPTIONS AND PROCESS AND REQUEST FOR APPEAL

Applicant: Suwannee County Parks	File Number: SAJ-2004-06309	Date: 17 DEC 2020
Attached is:		See Section below
	INITIAL PROFFERED PERMIT (Standard Permit or Letter of permission)	A
	PROFFERED PERMIT (Standard Permit or Letter of permission)	B
	PERMIT DENIAL	C
X	APPROVED JURISDICTIONAL DETERMINATION	D
	PRELIMINARY JURISDICTIONAL DETERMINATION	E

SECTION I - The following identifies your rights and options regarding an administrative appeal of the above decision. Additional information may be found at http://www.usace.army.mil/CECW/Pages/reg_materials.aspx or Corps regulations at 33 CFR Part 331.

A: INITIAL PROFFERED PERMIT: You may accept or object to the permit.

- *ACCEPT: If you received a Standard Permit, you may sign the permit document and return it to the district engineer for final authorization. If you received a Letter of Permission (LOP), you may accept the LOP and your work is authorized. Your signature on the Standard Permit or acceptance of the LOP means that you accept the permit in its entirety, and waive all rights to appeal the permit, including its terms and conditions, and approved jurisdictional determinations associated with the permit.*
- OBJECT: If you object to the permit (Standard or LOP) because of certain terms and conditions therein, you may request that the permit be modified accordingly. You must complete Section II of this form and return the form to the district engineer. Your objections must be received by the district engineer within 60 days of the date of this notice, or you will forfeit your right to appeal the permit in the future. Upon receipt of your letter, the district engineer will evaluate your objections and may: (a) modify the permit to address all of your concerns, (b) modify the permit to address some of your objections, or (c) not modify the permit having determined that the permit should be issued as previously written. After evaluating your objections, the district engineer will send you a proffered permit for your reconsideration, as indicated in Section B below.

B: PROFFERED PERMIT: You may accept or appeal the permit

- *ACCEPT: If you received a Standard Permit, you may sign the permit document and return it to the district engineer for final authorization. If you received a Letter of Permission (LOP), you may accept the LOP and your work is authorized. Your signature on the Standard Permit or acceptance of the LOP means that you accept the permit in its entirety, and waive all rights to appeal the permit, including its terms and conditions, and approved jurisdictional determinations associated with the permit.*
- APPEAL: If you choose to decline the proffered permit (Standard or LOP) because of certain terms and conditions therein, you may appeal the declined permit under the Corps of Engineers Administrative Appeal Process by completing Section II of this form and sending the form to the division engineer. This form must be received by the division engineer within 60 days of the date of this notice.

C: PERMIT DENIAL: You may appeal the denial of a permit under the Corps of Engineers Administrative Appeal Process by completing Section II of this form and sending the form to the division engineer. This form must be received by the division engineer within 60 days of the date of this notice.

D: APPROVED JURISDICTIONAL DETERMINATION: You may accept or appeal the approved JD or provide new information.

- *ACCEPT: You do not need to notify the Corps to accept an approved JD. Failure to notify the Corps within 60 days of the date of this notice, means that you accept the approved JD in its entirety, and waive all rights to appeal the approved JD.*
- APPEAL: If you disagree with the approved JD, you may appeal the approved JD under the Corps of Engineers Administrative Appeal Process by completing Section II of this form and sending the form to the division engineer. This form must be received by the division engineer within 60 days of the date of this notice.

E: PRELIMINARY JURISDICTIONAL DETERMINATION: You do not need to respond to the Corps regarding the preliminary JD. The Preliminary JD is not appealable. If you wish, you may request an approved JD (which may be appealed), by contacting the Corps district for further instruction. Also, you may provide new information for further consideration by the Corps to reevaluate the JD.

SECTION II - REQUEST FOR APPEAL or OBJECTIONS TO AN INITIAL PROFFERED PERMIT		
REASONS FOR APPEAL OR OBJECTIONS: (Describe your reasons for appealing the decision or your objections to an initial proffered permit in clear concise statements. You may attach additional information to this form to clarify where your reasons or objections are addressed in the administrative record.)		
ADDITIONAL INFORMATION: The appeal is limited to a review of the administrative record, the Corps memorandum for the record of the appeal conference or meeting, and any supplemental information that the review officer has determined is needed to clarify the administrative record. Neither the appellant nor the Corps may add new information or analyses to the record. However, you may provide additional information to clarify the location of information that is already in the administrative record.		
POINT OF CONTACT FOR QUESTIONS OR INFORMATION:		
If you have questions regarding this decision you may contact: **Project Manager as noted in letter**	If you have questions regarding the appeal process you may contact: **Phillip A. Shannin** **404-562-5136 or Philip.A.Shannin2@usace.army.mil**	
RIGHT OF ENTRY: Your signature below grants the right of entry to Corps of Engineers personnel, and any government consultants, to conduct investigations of the project site during the course of the appeal process. You will be provided a 15-day notice of any site investigation, and will have the opportunity to participate in all site investigations.		
_____ Signature of appellant or agent.	Date:	Telephone number:

U.S. ARMY CORPS OF ENGINEERS
REGULATORY PROGRAM
APPROVED JURISDICTIONAL DETERMINATION FORM (INTERIM)
NAVIGABLE WATERS PROTECTION RULE

I. ADMINISTRATIVE INFORMATION

Completion Date of Approved Jurisdictional Determination (AJD): 12/16/2020
ORM Number: SAJ-2004-06309 (SP-JED)
Associated JDs: N/A
Review Area Location[1]: State/Territory: Florida City: Live Oak County/Parish/Borough: Suwannee
Center Coordinates of Review Area: Latitude 30.236819 Longitude -82.898101

II. FINDINGS

A. Summary: Check all that apply. At least one box from the following list MUST be selected. Complete the corresponding sections/tables and summarize data sources.

- ☐ The review area is comprised entirely of dry land (i.e., there are no waters or water features, including wetlands, of any kind in the entire review area). Rationale: N/A or describe rationale.
- ☐ There are "navigable waters of the United States" within Rivers and Harbors Act jurisdiction within the review area (complete table in Section II.B).
- ☐ There are "waters of the United States" within Clean Water Act jurisdiction within the review area (complete appropriate tables in Section II.C).
- ☒ There are waters or water features excluded from Clean Water Act jurisdiction within the review area (complete table in Section II.D).

B. Rivers and Harbors Act of 1899 Section 10 (§ 10)[2]

§ 10 Name	§ 10 Size		§ 10 Criteria	Rationale for § 10 Determination
N/A.	N/A.	N/A	N/A.	N/A.

C. Clean Water Act Section 404

Territorial Seas and Traditional Navigable Waters ((a)(1) waters):[3]				
(a)(1) Name	(a)(1) Size		(a)(1) Criteria	Rationale for (a)(1) Determination
N/A.	N/A.	N/A.	N/A.	N/A.

Tributaries ((a)(2) waters):				
(a)(2) Name	(a)(2) Size		(a)(2) Criteria	Rationale for (a)(2) Determination
N/A.	N/A.	N/A.	N/A.	N/A.

Lakes and ponds, and impoundments of jurisdictional waters ((a)(3) waters):				
(a)(3) Name	(a)(3) Size		(a)(3) Criteria	Rationale for (a)(3) Determination
N/A.	N/A.	N/A.	N/A.	N/A.

Adjacent wetlands ((a)(4) waters):				
(a)(4) Name	(a)(4) Size		(a)(4) Criteria	Rationale for (a)(4) Determination
N/A.	N/A.	N/A.	N/A.	N/A.

[1] Map(s)/figure(s) are attached to the AJD provided to the requestor.
[2] If the navigable water is not subject to the ebb and flow of the tide or included on the District's list of Rivers and Harbors Act Section 10 navigable waters list, do NOT use this document to make the determination. The District must continue to follow the procedure outlined in 33 CFR part 329.14 to make a Rivers and Harbors Act Section 10 navigability determination.
[3] A stand-alone TNW determination is completed independently of a request for an AJD. A stand-alone TNW determination is conducted for a specific segment of river or stream or other type of waterbody, such as a lake, where upstream or downstream limits or lake borders are established. A stand-alone TNW determination should be completed following applicable guidance and should NOT be documented on the AJD Form.

D. Excluded Waters or Features

Excluded waters ((b)(1) – (b)(12)):[4]				
Exclusion Name	Exclusion Size		Exclusion[5]	Rationale for Exclusion Determination
Peacock Lake	162	acre(s)	(b)(1) Lake/pond or impoundment that does not contribute surface water flow directly or indirectly to an (a)(1) water and is not inundated by flooding from an (a)(1)-(a)(3) water in a typical year.	The Corps determined that Peacock Lake does not satisfy the definition of a jurisdictional water provided in 33 CFR §328.3(a)(1). Peacock Lake is not a territorial sea. Peacock Lake is not subject to the ebb and flow of the tide. Lastly, Peacock Lake is not currently used, used in the past, or susceptible for use in interstate commerce. Peacock Lake is a land locked, intrastate waterbody with no outlet to any (a)(1) water which would allow it to bear goods intended for interstate commerce. Furthermore, on 16 December 2020, the Corps conducted a general internet search to try and determine the extent which recreational use of the lake may generate interstate commerce. The search revealed that the lake is predominantly surrounded by private property. There is a public boat ramp at a county park that would provide access to the public at large. However, there was no indication that Peacock Lake is a nationally sought after sporting destination such as Lake Okeechobee. Thus, the Corps could not locate any definitive evidence that Peacock Lake is currently used in interstate commerce, has historically been used in intrastate commerce, or is susceptible to any such future use. In light of these facts, the Corps determined that Peacock Lake would not satisfy the definition of a jurisdictional water provided in 33 CFR §328.3(a)(1). Furthermore, the Corps determined that Peacock Lake is not subject to Corps jurisdiction because it does not satisfy the definition of a jurisdictional lake provided in 33 CFR §328.3 (c)(6). According to 33 CFR §328.3 (c)(6), a lake must satisfy at least one of the following two tests to be a jurisdictional water of the United States: The lake, pond, or impoundment of jurisdictional waters must contribute surface water flow to a

[4] Some excluded waters, such as (b)(2) and (b)(4), may not be specifically identified on the AJD form unless a requestor specifically asks a Corps district to do so. Corps districts may, in case-by-case instances, choose to identify some or all of these waters within the review area.
[5] Because of the broad nature of the (b)(1) exclusion and in an effort to collect data on specific types of waters that would be covered by the (b)(1) exclusion, four sub-categories of (b)(1) exclusions were administratively created for the purposes of the AJD Form. These four sub-categories are not new exclusions, but are simply administrative distinctions and remain (b)(1) exclusions as defined by the NWPR.

Excluded waters ((b)(1) – (b)(12)):[4]				
Exclusion Name	Exclusion Size		Exclusion[5]	Rationale for Exclusion Determination
				water identified in paragraph 33 CFR §328.3 (a)(1) of this section in a typical year either directly or through one or more waters identified in paragraph 33 CFR §328.3(a)(2), (3), or (4); or The lake, pond and impoundment of a jurisdictional water is jurisdictional if it is inundated by flooding from a water identified in paragraph 33 CFR §328.3(a)(1), (2), or (3) in a typical year. Peacock Lake does not contribute surface water flow to any water which would meet the definition provided in (a)(1) of the statute cited above directly or through any waters identified in (a)(1-3) of this statute in a typical year. The Corps examined USGS NHD flowline data in the vicinity of the review area, LIDAR imagery of the review area, USGS topographic maps, and historic aerial images which demonstrated that Peacock Lake does not possess any identifiable outlet or tributary which contributes any surface water beyond the ordinary highwater line of Peacock Lake. Thus, the Corps determined that Peacock Lake would not satisfy the surface water contribution test. Peacock Lake is not inundated by flooding from a water identified in paragraph 33 CFR §328.3(a)(1), (2), or (3) in a typical year. The Corps determined that the nearest (a)(1) water to Peacock Lake is the Suwannee River which is located approximately 21 miles west of Peacock Lake. The Corps examined FEMA flood zones in relation to the review area. Based on this flood zone mapping, the Corps determined that Peacock Lake is not inundated by flooding from a water identified in paragraph 33 CFR §328.3(a)(1), (2), or (3) of this section in a typical year. Thus, Peacock Lake would not meet the inundation test provided in 33 CFR §328.3 (c)(6) for a jurisdictional lake. In light of the facts presented above, the Corps determined that Peacock Lake is not subject to Corps jurisdiction as prescribed in 33 CFR §328.3. Peacock Lake would not satisfy the definition of an (a)(1) water in its own right. Furthermore, Peacock Lake would not satisfy the

Excluded waters ((b)(1) – (b)(12)):[4]				
Exclusion Name	Exclusion Size		Exclusion[5]	Rationale for Exclusion Determination
				definition of a jurisdictional lake provided in (c)(6) of the same section. Thus, the Corps determined that it would not be appropriate to claim Clean Water Act jurisdiction over Peacock Lake.
Wetland 1	24.0	acre(s)	(b)(1) Non-adjacent wetland.	The Corps determined that Wetlands 1-3 are not subject to Corps jurisdiction as prescribed in 33 CFR §328.3. The wetlands are non-adjacent wetlands excluded from jurisdiction by 33 CFR §328.3(b)(1). The Corps determined that none of these wetlands would satisfy any definition provided in 328.3(a)(1-4) for a jurisdictional wetland. Review of aerial photos demonstrates that these wetlands are adjacent to Peacock Lake which the Corps determined is non-jurisdictional. Furthermore, these wetlands are not inundated by surface water from any (a)(1) water based on the Corps' analysis of LIDAR and FEMA flood mapping of the review area. Lastly, these wetlands are separated from the Suwannee River, the nearest (a)(1) water by approximately 21 miles of a matrix of uplands, roads, development, and depressional wetlands. There is no identifiable surface connection between these wetlands an any (a)(1) water. Thus, the Corps determined that none of these wetlands would satisfy the definition of a jurisdictional adjacent wetland stated in 328.3(a)(c)(1).
Wetland 2	15.60	acre(s)	(b)(1) Non-adjacent wetland.	The Corps determined that Wetlands 1-3 are not subject to Corps jurisdiction as prescribed in 33 CFR §328.3. The wetlands are non-adjacent wetlands excluded from jurisdiction by 33 CFR §328.3(b)(1). The Corps determined that none of these wetlands would satisfy any definition provided in 328.3(a)(1-4) for a jurisdictional wetland. Review of aerial photos demonstrates that these wetlands are adjacent to Peacock Lake which the Corps determined is non-jurisdictional. Furthermore, these wetlands are not inundated by surface water from any (a)(1) water based on the Corps' analysis of LIDAR and FEMA flood mapping of the review area. Lastly, these wetlands are separated from the Suwannee River, the nearest (a)(1) water by approximately

Excluded waters ((b)(1) – (b)(12)):[4]				
Exclusion Name	Exclusion Size		Exclusion[5]	Rationale for Exclusion Determination
				21 miles of a matrix of uplands, roads, development, and depressional wetlands. There is no identifiable surface connection between these wetlands an any (a)(1) water. Thus, the Corps determined that none of these wetlands would satisfy the definition of a jurisdictional adjacent wetland stated in 328.3(a)(c)(1).
Wetland 3	3.30	acre(s)	(b)(1) Non-adjacent wetland.	The Corps determined that Wetlands 1-3 are not subject to Corps jurisdiction as prescribed in 33 CFR §328.3. The wetlands are non-adjacent wetlands excluded from jurisdiction by 33 CFR §328.3(b)(1). The Corps determined that none of these wetlands would satisfy any definition provided in 328.3(a)(1-4) for a jurisdictional wetland. Review of aerial photos demonstrates that these wetlands are adjacent to Peacock Lake which the Corps determined is non-jurisdictional. Furthermore, these wetlands are not inundated by surface water from any (a)(1) water based on the Corps' analysis of LIDAR and FEMA flood mapping of the review area. Lastly, these wetlands are separated from the Suwannee River, the nearest (a)(1) water by approximately 21 miles of a matrix of uplands, roads, development, and depressional wetlands. There is no identifiable surface connection between these wetlands an any (a)(1) water. Thus, the Corps determined that none of these wetlands would satisfy the definition of a jurisdictional adjacent wetland stated in 328.3(a)(c)(1).

III. SUPPORTING INFORMATION

A. Select/enter all resources that were used to aid in this determination and attach data/maps to this document and/or references/citations in the administrative record, as appropriate.

☒ Information submitted by, or on behalf of, the applicant/consultant: Application package received 7 May 2020. Reference the administrative record.

This information is and is not sufficient for purposes of this AJD.

Rationale: N/A or describe rationale for insufficiency (including partial insufficiency).

☐ Data sheets prepared by the Corps: Title(s) and/or date(s).

☒ Photographs: Aerial: Google Earth aerial images dated 7 FEB 2020, 17 NOV 2016, 18 JAN 2012, 7 MAY 2007

☐ Corps site visit(s) conducted on: Date(s).

☐ Previous Jurisdictional Determinations (AJDs or PJDs): ORM Number(s) and date(s).

☐ Antecedent Precipitation Tool: *provide detailed discussion in Section III.B*.

☐ USDA NRCS Soil Survey: Title(s) and/or date(s).

☒ USFWS NWI maps: National Regulatory Viewer GIS application layer accessed 15 DEC 2020 available at https://regulatory.maps.arcgis.com/apps/MapSeries/index.html?appid=5f9a10296bcc4a6e9747061a8e355557

☒ USGS topographic maps: National Regulatory Viewer GIS application layer accessed 15 DEC 2020 available at https://regulatory.maps.arcgis.com/apps/MapSeries/index.html?appid=5f9a10296bcc4a6e9747061a8e355557

Other data sources used to aid in this determination:

Data Source (select)	Name and/or date and other relevant information
USGS Sources	National Hydrologic Data Set Flowlines National Regulatory Viewer GIS application layer accesse 2020 available at https://regulatory.maps.arcgis.com/apps/MapSeries/index.html?appid=5f9a10296bcc4a6e974706
USDA Sources	N/A.
NOAA Sources	N/A.
USACE Sources	N/A.
State/Local/Tribal Sources	N/A.
Other Sources	On 16 December 2020, the Corps conducted a general internet search to try and determine the extent which recreational use of the lake may generate interstate commerce. The search revealed that the lake is predominantly surrounded by private property. There is a public boat ramp at a county park that would provide access to the public at large. However, there was no indication that Peacock Lake is a nationally sought after sporting destination such as Lake Okeechobee. Thus, the Corps could not locate any definitive evidence that Peacock Lake is currently used in interstate commerce, has historically been used in intrastate commerce, or is susceptible to any such future use.

B. Typical year assessment(s): N/A

C. Additional comments to support AJD: N/A

CONSTRUCTION DOCUMENTS FOR:

PEACOCK LAKE BOAT RAMP IMPROVEMENTS

811 Know what's below. Call before you dig.

sunshine state ONE CALL of florida

PREPARED FOR:

BOARD OF COUNTY COMMISSIONERS
SUWANNEE COUNTY, FL

VICINITY MAP

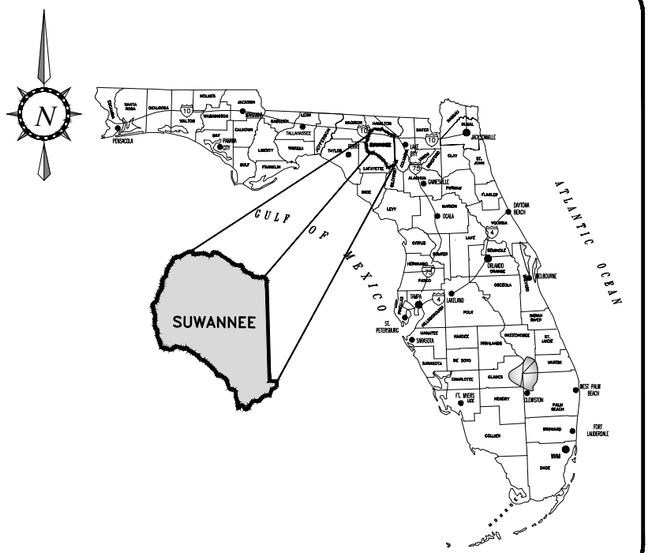

LOCATION MAP

SHEET NO.	SHEET DESCRIPTION:
C1	COVER SHEET
C2	GENERAL NOTES
C3	EXISTING CONDITIONS
C4	EROSION CONTROL & DEMOLITION PLAN
C5	SITE - GRADING PLAN
C6	CROSS SECTIONS

ERRORS AND OMISSIONS, IF ANY, IN THESE CONSTRUCTION DOCUMENTS SHALL IMMEDIATELY BE BROUGHT TO THE ATTENTION OF THE ENGINEER FOR RESOLUTION.

GENERAL CONTRACTOR TO THOROUGHLY INSPECT EXISTING CONDITIONS PRIOR TO SUBMITTING BIDS. ANY DISCREPANCIES BETWEEN PLANS AND FIELD CONDITIONS SHALL BE NOTED AT ONCE AND CALLED TO THE ENGINEER'S ATTENTION 48 HOURS PRIOR TO SUBMITTING BIDS.

ALL CORRESPONDENCE IN REGARDS TO THESE CONSTRUCTION/BID DOCUMENTS SHALL BE DIRECTED TO WILLIAM A. MENADIER, P.E. AT DEWBERRY ENGINEERS, INC. LOCATED AT 654 S.E. BAYA DRIVE LAKE CITY, FL (850) 571-1254

OWNER, OWNERS' REPRESENATIVE, PERMITTING AGENCY, ENGINEER

CLIENT:	SUWANNEE COUNTY BOARD OF COUNTY COMMISSIONERS 1201 SILAS DRIVE LIVE OAK, FL 32064
SURVEYOR:	FRIER □ ASSOCIATES, INC. 130 W. HOWARD STREET LIVE OAK, FL 32064 (386) 362.4629
PERMITTING AGENCY	SUWANNEE RIVER WATER MANAGEMENT DISTRICT 9225 COUNTY ROAD 49 LIVE OAK, FL 32060
ENGINEER:	DEWBERRY ENGINEERS, INC. 654 SOUTHEAST BAYA DRIVE LAKE CITY, FLORIDA 32025 (850) 571-1254

MARCH 2020

PREPARED BY:

Dewberry

PROJECT NUMBER: 50118696

EB# 0008794

THIS ITEM HAS BEEN DIGITALLY SIGNED AND SEALED BY WILLIAM A. MENADIER, PE. ON THE DATE NOTED ON THE ELECTRONIC SIGNATURE.

PRINTED COPIES OF THIS DOCUMENT ARE NOT CONSIDERED SIGNED AND SEALED AND THE SIGNATURE MUST BE VERIFIED ON ANY ELECTRONIC COPIES.

WILLIAM A. MENADIER DATE:
P.E. # 74581

GENERAL NOTES:

1. THE CONTRACTOR SHALL LOCATE AND VERIFY ALL EXISTING PRIVATE AND PUBLIC UTILITIES, PRIOR TO COMMENCING CONSTRUCTION ACTIVITIES. EXISTING UTILITIES ARE APPROXIMATE AND BASED ON SURVEY AND CORRESPONDENCE WITH UTILITY PROVIDERS. THE CONTRACTOR SHALL COORDINATE THE RELOCATION OF ALL UTILITIES AS RE□UIRED BY THE PLANS (NOTE THAT SOME MAY NOT BE IDENTIFIED), OWNER AND UTILITY COMPANIES, TO CONSTRUCT THE PROPOSED IMPROVEMENTS. CONTRACTOR UNLESS OTHERWISE STATED, CONTRACTOR SHALL ALSO BE RESPONSIBLE FOR THE COST OF SAID RELOCATION. IF NECESSARY CONTRACTOR SHALL ALSO NOTIFY UTILITY OWNERS THROUGH SUNSHINE ONE CALL (800-432-4770) AT LEAST 2 FULL DAYS PRIOR TO EXCAVATION OR DEMOLITION. NOTE NOT ALL UTILITIES ARE UNDER THIS PROGRAM SO CONTRACTOR SHALL ENSURE TO THE BEST EXTENT CONTACT WITH ACTUAL COMPANIES. DEPTHS OF UTILITIES ON THESE PLANS ARE APPROXIMATE AND NOT ALL UTILITIES ARE LOCATED. CONTRACTOR WILL FIELD VERIFY ALL CONNECTING UTILITIES ON THE PLANS.

2. WHERE REFERENCE IS MADE TO A STANDARD INDEX OR DETAIL, THE FDOT DESIGN STANDARDS, LATEST EDITION, SHALL BE UTILI□ED AS IF A PART OF THESE PLANS. CONTRACTOR CAN SUBSTITUTE FDOT ITEMS FOR THE INFRASTRUCTURE CONSTRUCTION; ANY SUBSTITUTIONS FOR SHALL HAVE A MINIMUM 50 YEAR LIFESPAN. CONTRACTOR WILL BE RE□UIRED TO PROVIDE DESIGNS OR VERIFICATION OF SUBSTITUTE. ALL SIGNS REFERRED TO IN THE PLANS SHALL BE IN ACCORDANCE WITH MUTCD (MANUAL OF UNIFORM TRAFFIC CONTROL DEVICES) LATEST EDITION. ALL STRUCTURES THAT ARE SUBSTITUTED SHALL HAVE OPENINGS SIMILAR TO THOSE NOTED IN THE FDOT INDEX OR THOSE SPECIFIED ON THE PLANS.

3. THE CONTRACTOR SHALL COMPLY WITH ALL LOCAL, STATE, AND FEDERAL REGULATIONS. THE CONTRACTOR SHALL ALSO MAINTAIN EROSION CONTROL DEVICES DURING CONSTRUCTION TO PREVENT SEDIMENT FROM LEAVING THE PROJECT SITE AND ENTERING THE STORMWATER POND. THE EROSION CONTROL DEVICES SHOWN ON THE EROSION CONTROL (SWPP) PLANS ARE THE MINIMUM RE□UIRED AND SHALL BE MAINTAINED IN ACCORDANCE WITH ALL APPLICABLE REGULATIONS. ADDITIONAL EROSION CONTROLS MAY BE RE□UIRED BY THE COUNTY ENVIRONMENTAL INSPECTOR TO CONTROL SEDIMENTS AND SHALL BE THE RESPONSIBILITY OF THE CONTRACTOR. ALL STORMWATER RUNOFF SHALL BE CONTROLLED DURING THE COURSE OF CONSTRUCTION. IMPACT TO OFFSITE IS NOT ANTICIPATED. IN ADDITION, THE CONTRACTOR SHALL REFER TO THE "FLORIDA STORMWATER EROSION AND SEDIMENT CONTROL INSPECTORS MANUAL" FOR ADDITIONAL EROSION CONTROL MEASURE AND ALTERNATIVES. ALTERNATIVES BY THE CONTRACTOR SHALL BE APPROVED BY THE ENGINEER AND COUNTY INSPECTOR. CONTRACTOR SHALL SEEK APPROVAL FROM THE ENGINEER OF RECORD FOR ANY SUBSTITUTIONS TO THE EROSION CONTROL MEASURES.

4. ALL DISTURBED AREAS ON PROJECT SITE SHALL BE SODDED, UNLESS OTHERWISE NOTED ON THE PLANS. ALL SODDING SHALL BE PINNED ON SLOPES GREATER THAN 3:1 TO PREVENT EROSION. DISTURBED AREAS OUTSIDE THE SILT FENCED PERIMETER SHALL BE STABILI□ED IMMEDIATELY AFTER FINAL GRADE IS ACHIEVED. ALL DISTURBED AREAS TO BE LEFT IDLE FOR MORE THAN 14 DAYS SHALL BE STABILI□ED WITH □UICK GROW SEED AND MULCH. THE CONTRACTOR SHALL WARRANTY FOR A MINIMUM OF 1 YEAR AFTER ACCEPTANCE (OR LONGER AS SPECIFIED ELSEWHERE). CONTRACTOR SHALL ENSURE THAT NO SEDIMENTS ENTER THE EXISTING POND. ANY DISTURBANCE OR SEDIMENTS SHALL BE REMOVED AT THE CONTRACTORS EXPENSE.

5. AS-BUILTS ARE THE RESPONSIBILITY OF THE CONTRACTOR. IF THE AS-BUILT SURVEY INDICATES AN AREA OF INCOMPLETE OR UNACCEPTABLE WORK, THE CONTRACTOR IS RESPONSIBLE FOR PERFORMING THE NECESSARY REPAIRS, AS DIRECTED BY THE ENGINEER, OR OWNER. CONTRACTOR WILL BE RE□UIRED TO PROVIDE UPDATED AS-BUILTS TO DEMONSTRATE COMPLIANCE WITH THE PLANS. ALL FINAL AS-BUILT SURVEYS ARE RE□UIRED TO BE CERTIFIED BY A FLORIDA REGISTERED PROFESSIONAL SURVEYOR. AS-BUILTS WILL ARE RE□UIRED TO CLOSE OUT THIS PROJECT.

CONSTRUCTION SEQUENCE:

1. CONTRACTOR WILL BE RESPONSIBLE FOR SCHEDULING A PRE-CONSTRUCTION CONFERENCE WITH THE OWNERS, UTILITY COMPANIES, ENGINEER AND ALL OTHER PARTIES RE□UIRED FOR COMMENCEMENT OF PROJECT. THIS MEETING SHALL TAKE PLACE PRIOR TO COMMENCEMENT OF ANY PROJECT RELATED ACTIVITIES. AT THIS TIME PRIOR TO ANY CONSTRUCTION THE PERMIT MUST BE POSTED WITHOUT NAILING TO ANY TREE ON SITE.

2. PRIOR TO CLEARING, EROSION CONTROL SHOWN ON PLANS IS RE□UIRED. ADDITIONAL SEDIMENT AND EROSION CONTROL MEASURES MAY BE RE□UIRED DURING ANY PHASE OF THE DEVELOPMENT, AT THE DISCRETION OF THE COUNTY (IF DEEMED NECESSARY) INSPECTOR. THE INSPECTOR MAY RE□UIRE ADDITIONAL MEASURES TO PREVENT ADDITIONAL EROSION CONTROL.

3. DURING THE CLEARING, GRUBBING AND SITE GRADING STAGES, AREAS THAT ARE DISTURBED MORE THAN 7 DAYS SHALL BE STABILI□ED WITH RYE GRASS APPLIED AT MANUFACTURER'S RECOMMENDATIONS. AFTER SEEDING, EACH AREA SHALL BE MULCHED WITH 4,000 POUNDS OF STRAW PER ACRE. ALL EXPOSED SLOPES THAT ARE E□UAL TO OR GREATER THAN 5□ , AN EROSION BLANKET SHALL BE UTILI□ED UNTIL THE AREA ACHIEVES FINAL STABILI□ATION. TO LIMIT THE AMOUNT OF EROSION ON SITE CONTRACTOR SHALL CLEAR SITE ONLY AS NEEDED DURING CONSTRUCTION. CONTRACTOR SHALL ALSO PREPARE DIVERSION BERMS AS NECESSARY.

4. CONTRACTOR SHALL PREPARE SITE FOR CONSTRUCTION SO THAT NO SEDIMENTS ENTER THE CONVEYANCE SYSTEMS ON OR OFF SITE. CONTRACTOR SHALL ENSURE NECESSARY SAFETY MEASURES ARE TAKEN TO REMOVE ANY EXCESS SOIL FROM THE PROPOSED SITE AND OSHA RE□UIREMENTS ARE MET WHILE WORKING AROUND DEEP TRENCHES.

5. TWO WEEKS PRIOR TO FINAL INSPECTION, THE CONTRACTOR SHALL HAVE A WALK THROUGH WITH THE ENGINEER AND OWNER AND A PUNCH LIST SHALL BE PREPARED.

6. CONTRACTOR SHALL PROVIDE THE ENGINEER WITH MINIMUM OF THREE (3) COPIES OF A SIGNED AND SEALED AS-BUILT SURVEY.

MAINTENANCE AND INSPECTION SCHEDULE:

1. EROSION CONTROL MEASURES SHALL BE INSPECTED AT LEAST ONCE A WEEK AND AFTER EVERY 1/2" RAINFALL EVENT. ANY RE□UIRED REPAIRS SHALL BE MADE IMMEDIATELY. SEDIMENT DEPOSITS SHALL BE REMOVED WHEN THEY REACH APPROXIMATELY ONE-HALF THE HEIGHT OF THE BARRIER.

2. CONTRACTOR SHALL NOT TRACK ANY SEDIMENT OFF SITE AND SEDIMENT SHALL NOT ENTER THE EXISTING LAKE DURING THE MOVEMENT OF HEAVY E□UIPMENT OFF SITE.

3. HAY BALES SHALL BE USED IN AREAS WHERE EFFECTIVENESS IS RE□UIRED FOR LESS THAN 3 MONTHS. INSPECTION OF THE HAY BALES SHALL TAKE PLACE IMMEDIATELY AFTER EACH RAINFALL AND ANY RE□UIRED REPAIRS SHALL BE MADE IMMEDIATELY.

4. BARE AREAS OF THE SITE THAT WERE PREVIOUSLY SEEDED OR SODDED SHALL BE RESEEDED OR RESODDED PER MANUFACTURES' INSTRUCTIONS. ALL SOD ON SLOPES 3:1 OR GREATER SHALL BE PINNED.

5. MULCH AND SOD THAT HAS BEEN WASHED OUT SHALL BE REPLACED IMMEDIATELY. IF NEEDED CONTRACTOR SHALL PIN SOD ON SLOPES STEEPER THAN 4:1

6. MAINTAIN ALL OTHER AREAS OF THE SITE WITH PROPER CONTROLS AS NECESSARY.

7. IF PROPOSED EROSION AND SEDIMENTATION CONTROLS ARE FOUND INEFFECTIVE OR IN NEED OF MAINTENANCE, INSPECTOR OR ENGINEER MAY DIRECT INSTALLATION OF ADDITIONAL MEASURES TO PROTECT THE ENVIRONMENT. THE ENGINEER SHALL FURNISH THE CONTRACTOR WITH INFORMATION PERTAINING TO THE CONSTRUCTION, OPERATION AND MAINTENANCE OF EROSION AND SEDIMENTATION CONTROL PRACTICES PER FLORIDA EROSION CONTROL MANUAL.

Dewberry

Dewberry Engineers, Inc
654 S. E. Baya Drive
Lake City, FL 32025
850.571.1254

BOARD OF COUNTY COMMISSIONERS
PEACOCK LAKE BOAT RAMP IMPROVEMENTS
SUWANNEE COUNTY, FLORIDA

SEAL

THIS ITEM HAS BEEN DIGITALLY SIGNED AND SEALED BY WILLIAM A. MENADIER, PE. ON THE DATE NOTED ON THE ELECTRONIC SIGNATURE.

PRINTED COPIES OF THIS DOCUMENT ARE NOT CONSIDERED SIGNED AND SEALED AND THE SIGNATURE MUST BE VERIFIED ON ANY ELECTRONIC COPIES.

WILLIAM A. MENADIER, P.E. #74581
EB #8794

SCALE

REVISIONS

NO.	DESCRIPTION	DATE

DRAWN BY JAL/TLC
APPROVED BY WAM
CHECKED BY ---
DATE 03-2-20

TITLE

GENERAL NOTES

PROJECT NO. 50118696

C2

SHEET NO. OF

MAP SHOWING EXISTING CONDITIONS OF THE BOAT RAMP AT PEACOCK LAKE

IN

SECTION 10
TOWNSHIP 03 SOUTH, RANGE 14 EAST
SUWANNEE COUNTY, FLORIDA.

PARCEL NO. 10-03S-14E-0265000.1000 AS RECORDED IN OFFICIAL RECORDS BOOK 231, PAGE 255 OF THE PUBLIC RECORDS OF SAID COUNTY.

NORTH
1" = 30 FT. SCALE

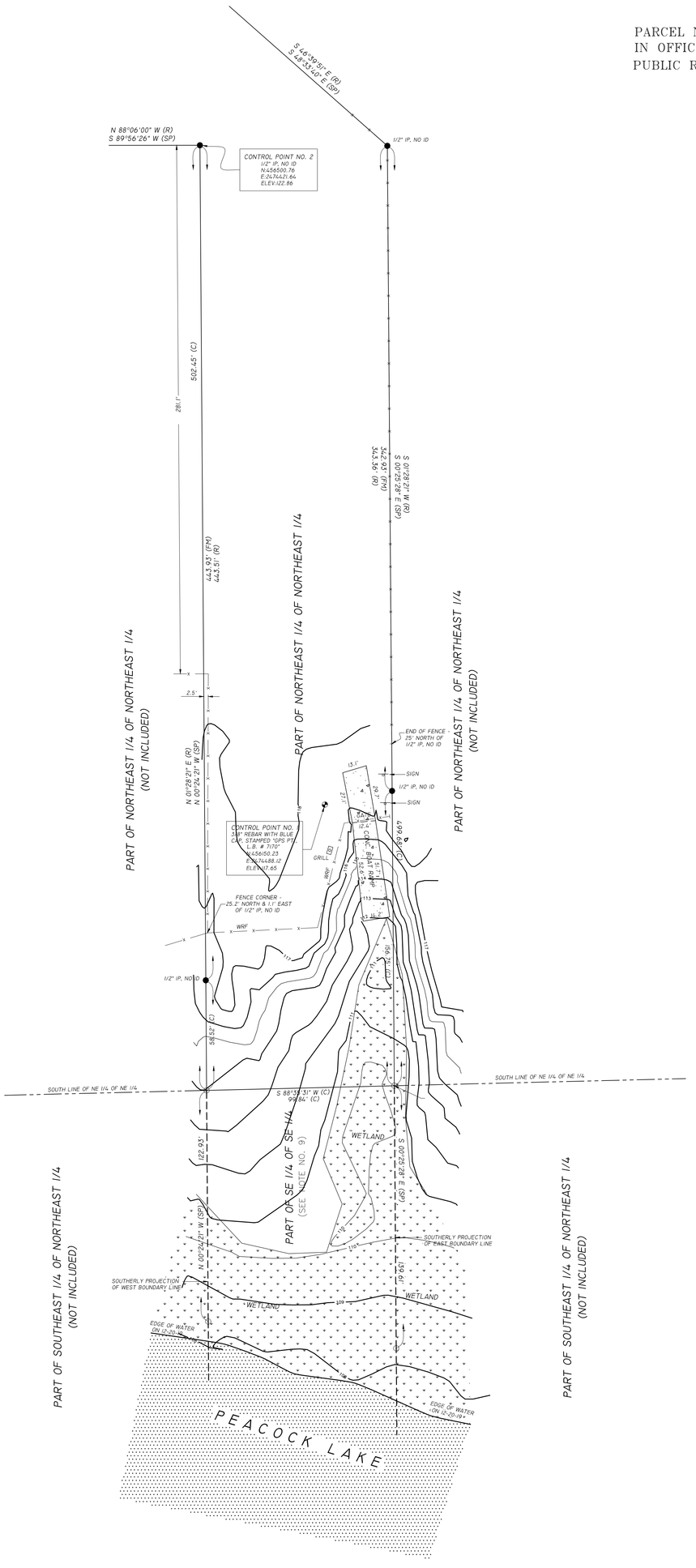

LEGEND & NOTES

N:456500.76 E:2674421.64 — DENOTES NORTHING & EASTING (SEE NOTE NO. 3).
□ DENOTES 4"X4" CONCRETE MONUMENT SET, L.B. # 7170
■ DENOTES 4"X4" CONCRETE MONUMENT FOUND, NUMBER NOTED.
○ DENOTES 5/8" REBAR WITH CAP SET, L.B. # 7170.
● DENOTES IRON PIPE FOUND, SIZE AND NUMBER NOTED.
✕ DENOTES ANGLE POINT ONLY, NO CORNER FOUND OR SET.
◆ DENOTES 3/8" REBAR WITH CAP STAMPED "DPS PT L.B. # 7170".
◉ DENOTES NAIL AND TAB FOUND, L.B. # 7170.
⁄ DENOTES POWER POLE
⊥ DENOTES GUY ANCHOR

X-----X-----X DENOTES EXISTING FENCE.
E-----E-----E DENOTES OVERHEAD ELECTRIC LINE.

1) FENCE, ROAD AND OVERHEAD ELECTRIC DIMENSIONS MAY NOT BE TO SCALE.

2) NO RESEARCH PERFORMED ON ADJOINING PROPERTY DEEDS TO DETERMINE DEED OVERLAPS OR BOUNDARY LINE DISPUTES. PROPERTY SURVEYED AS PER DESCRIPTION PROVIDED BY CLIENT, NO ABSTRACT PROVIDED.

3) COORDINATES AND BEARINGS BASED ON NAD83 (CONTROL - T4, RESET, FLORIDA/SUWANNEE - ZONE: FLORIDA, NORTH - STATE PLANE COORDINATES).

4) THERE MAY BE UNDERGROUND IMPROVEMENTS NOT LOCATED BY THIS SURVEY.

5) ELEVATIONS AND CONTOURS BASED ON NAVD88 (CONTROL - T4, RESET, FLORIDA/SUWANNEE).

6) FENCE TIES TAKEN ONLY AT LOCATIONS SHOWN AND DEPICTED HEREON.

7) DISTANCES MEASURED IN U.S. FEET.

8) WETLANDS, AS SHOWN ON THIS SURVEY, WERE FLAGGED BY OTHERS AND FIELD LOCATED BY THIS SURVEYOR.

9) PER THE SUWANNEE COUNTY PROPERTY APPRAISER'S WEBSITE, NO PARCEL NUMBER OR OWNERSHIP IS SHOWN FOR THIS PROPERTY.

10) REVISED: 01-16-20 TO SHOW ADDITIONAL INFORMATION.

ABBREVIATIONS

CONC. = CONCRETE
IP = IRON PIPE
REB. = REBAR
ID = IDENTIFICATION
AVE.= AVENUE
NO ID = NO IDENTIFICATION
FM = FIELD MEASURED
CM = CONCRETE MONUMENT
± = MORE OR LESS
ORB = OFFICIAL RECORDS BOOK
PG = PAGE(S)
(M) = MEASURED
(P) = PLAT
(D) = DEED
(C) = CALCULATED
(R) = RECORD
(SP) = STATE PLANE
MP = METER POLE
GA = GUY ANCHOR
INV = INVERT
WRF = WOOD RAIL FENCE
O/S = OFFSET
FDOT = FLORIDA DEPARTMENT OF TRANSPORTATION
P.C. = POINT OF CURVATURE
P.T. = POINT OF TANGENCY
P.I. = POINT OF INTERSECTION
P.R.C. = POINT OF REVERSE CURVATURE
P.C.C. = POINT OF COMPOUND CURVATURE
R/W = RIGHT-OF-WAY
P.C.P. = PERMANENT CONTROL POINT
P.R.M. = PERMANENT REFERENCE MONUMENT
EP = EDGE OF PAVEMENT
TOB = TOP OF BANK
C&G = CURB AND GUTTER
ST. MH = STORM MANHOLE
SS. MH = SANITARY SEWER MANHOLE
ELEV. = ELEVATION
CL = CENTERLINE
℄ = CENTERLINE
CPP = CORRUGATED PLASTIC PIPE
(CMP = ELLIPTICAL CORRUGATED METAL PIPE
CSBHW = CONCRETE SANDBAG HEADWALL
CMP = CORRUGATED METAL PIPE

TIMOTHY B. ALCORN
PROFESSIONAL SURVEYOR AND MAPPER
FLORIDA CERTIFICATE NO. 6332
DATE: JANUARY 16, 2020

"NOT VALID WITHOUT THE SIGNATURE AND THE ORIGINAL RAISED SEAL OF A FLORIDA LICENSED SURVEYOR AND MAPPER"

FOR: BOARD OF COUNTY COMMISSIONERS, SUWANNEE COUNTY, FLORIDA
ORDERED BY: DEWBERRY ENGINEERS, INC.

SCALE: 1" = 30'	DATE SURVEYED: 12-20-19	DATE DRAWN: 12-26-19
REVISED: 01-16-20	APPROVED BY:	DRAWN BY: SH

J. SHERMAN FRIER & ASSOCIATES, INC.
LAND SURVEYORS CERTIFICATE OF AUTHORIZATION - LB# 7170
130 W. HOWARD STREET, LIVE OAK, FL 32064
PHONE: 386-362-4629 EMAIL: jsfo@windstream.net
FAX: 386-362-5270 timalcorn@windstream.net

DRAWING NUMBER: 360-2019

O:\2019\360\ACAD\survey\36-19.dwg, 1/7/2020 10:48:51 AM, DEFAULT, 1:1

LEGEND

- EXISTING CONTOUR — 111 —
- EXISTING CONCRETE BOAT RAMP
- EXISTING WETLAND AREA
- PROPOSED FLOATING TURBIDITY BARRIER — FTB —
- PROPOSED SILT FENCE — SF —

NOTES:

1. CONTRACTOR IS STRONGLY ADVISED TO VISIT THE SITE AND BECOME FAMILIAR WITH EXISTING CONDITIONS.
2. CONTRACTOR IS RESPONSIBLE FOR ALL EXCAVATED MATERIAL AND DEMOLITION DEBRIS.
3. CONTRACTOR IS RESPONSIBLE FOR CONTAINMENT OF SEDIMENT DURING ALL PHASES OF CONSTRUCTION.
4. A GEOTECHNICAL INVESTIGATION WAS NOT PERFORMED. IF SURFACE INFORMATION IS RE□UIRED, IT SHALL BE THE CONTRACTOR'S RESPONSIBILITY.

N

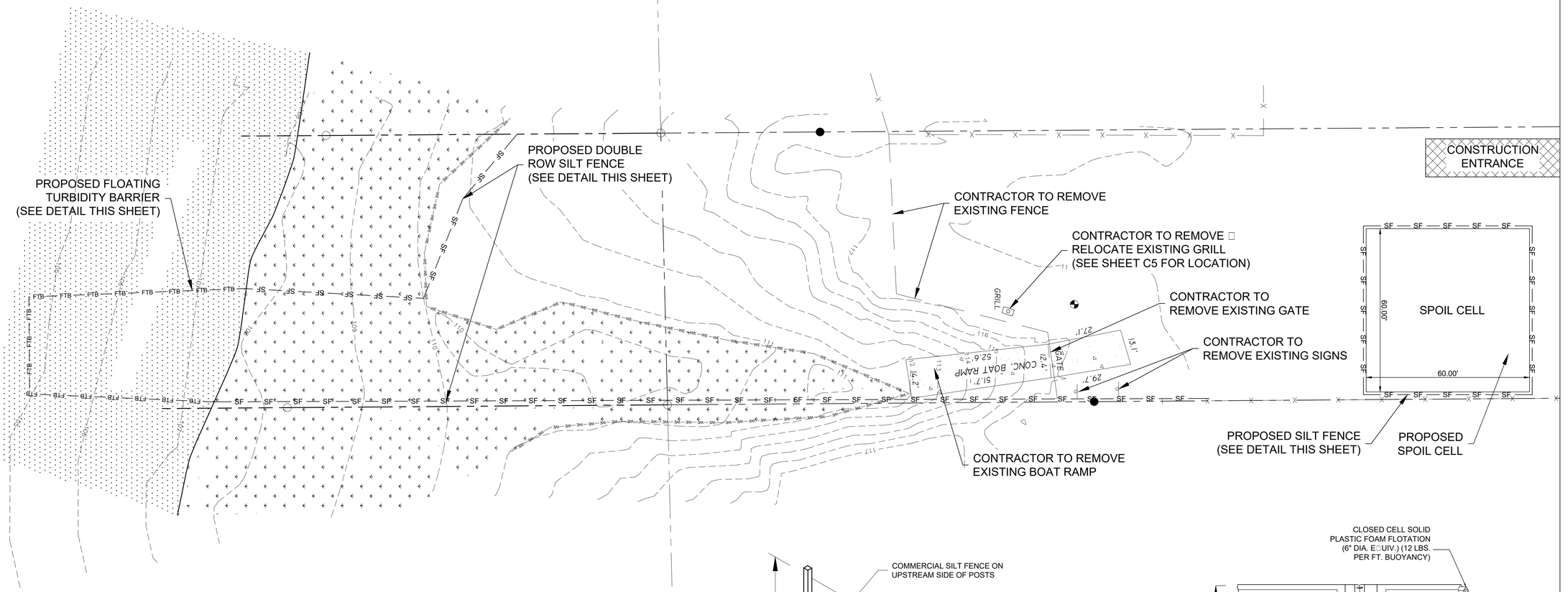

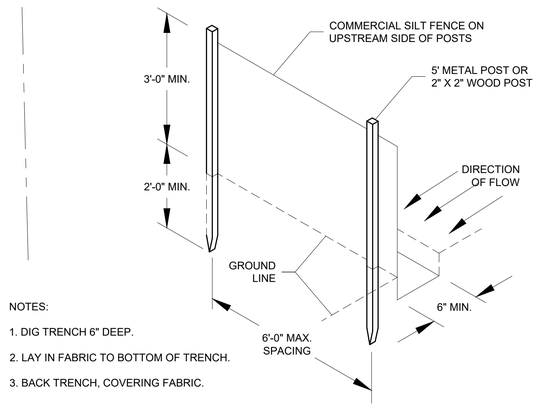

NOTES:

1. DIG TRENCH 6" DEEP.
2. LAY IN FABRIC TO BOTTOM OF TRENCH.
3. BACK TRENCH, COVERING FABRIC.

TYPE IV SILT FENCE DETAIL
N.T.S

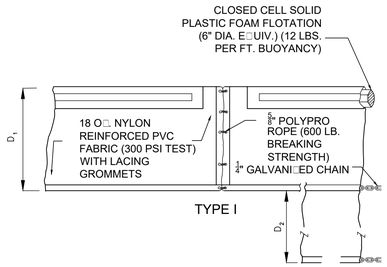

TYPE I

D =5' STD. (SINGLE PANEL FOR DEPTHS 5' OR LESS).
D =5' STD. (ADDITIONAL PANEL FOR DEPTHS 5').
CURTAIN TO REACH BOTTOM UP TO DEPTHS OF 10 FEET.
TWO(2) PANELS TO BE USED FOR DEPTHS GREATER THAN 10 FEET UNLESS SPECIAL DEPTH CURTAINS SPECIFICALLY CALLED FOR IN THE PLANS OR AS DETERMINED BY THE ENGINEER.

NOTICE: COMPONENTS OF TYPES I AND II MAY BE SIMILAR OR IDENTICAL TO PROPRIETARY DESIGNS. ANY INFRINGEMENT ON THE PROPRIETARY RIGHTS OF THE DESIGNER SHALL BE THE SOLE RESPONSIBILITY OF THE USER. SUBSTITUTIONS FOR TYPES I AND II SHALL BE AS APPROVED BY THE ENGINEER.

FLOATING TURBIDITY BARRIER DETAIL
N.T.S

Dewberry

Dewberry Engineers, Inc
654 S. E. Baya Drive
Lake City, FL 32025
850.571.1254

BOARD OF COUNTY COMMISSIONERS

PEACOCK LAKE BOAT RAMP IMPROVEMENTS

SUWANNEE COUNTY, FLORIDA

SEAL

THIS ITEM HAS BEEN DIGITALLY SIGNED AND SEALED BY WILLIAM A. MENADIER, PE. ON THE DATE NOTED ON THE ELECTRONIC SIGNATURE.

PRINTED COPIES OF THIS DOCUMENT ARE NOT CONSIDERED SIGNED AND SEALED AND THE SIGNATURE MUST BE VERIFIED ON ANY ELECTRONIC COPIES.

WILLIAM A. MENADIER, P.E. #74581
EB #8794

SCALE

0' 10' 20' 40'
SCALE: 1" = 20'

REVISIONS

NO.	DESCRIPTION	DATE

DRAWN BY JAL/TLC
APPROVED BY WAM
CHECKED BY ---
DATE 02/26/2020

TITLE

EROSION CONTROL □ DEMOLITION PLAN

PROJECT NO. 50118696

C4

SHEET NO. OF

LEGEND

- EXISTING CONTOUR ---111---
- EXISTING WETLAND AREA
- PROPOSED CONCRETE BOAT RAMP
- PROPOSED CONTOUR —110—
- DRAINAGE FLOW ARROW

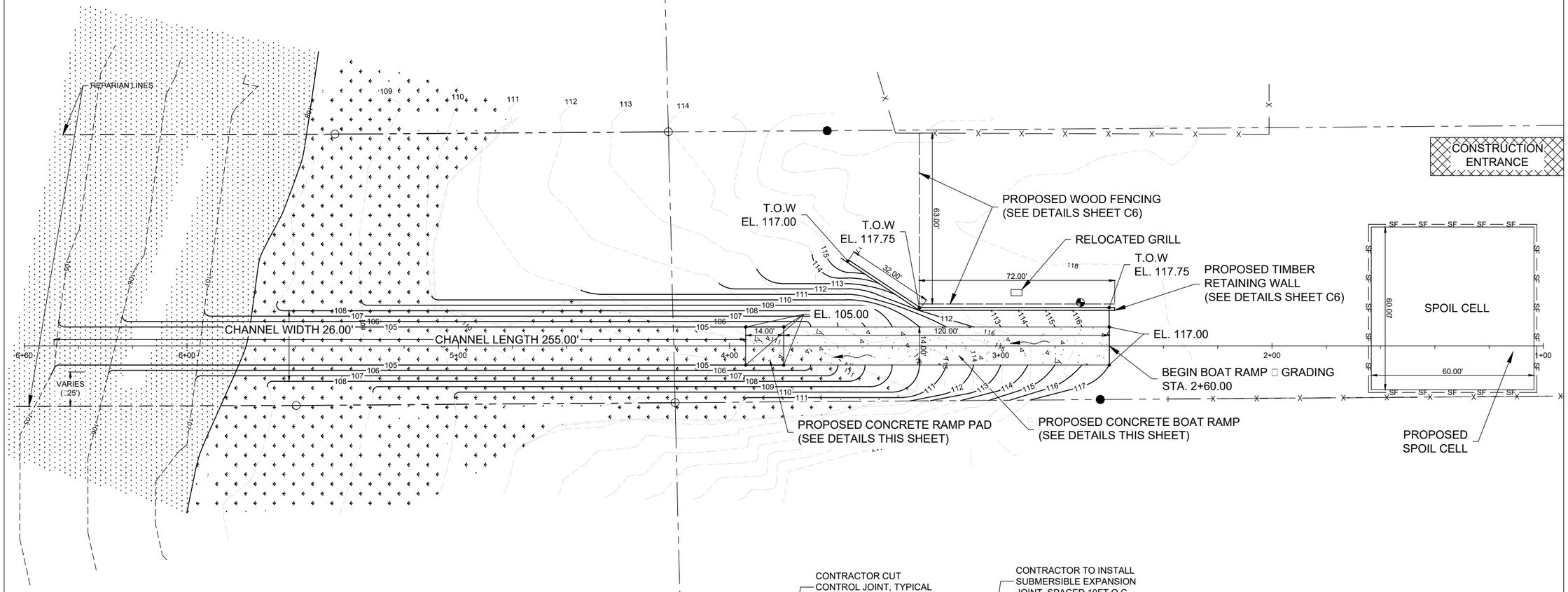

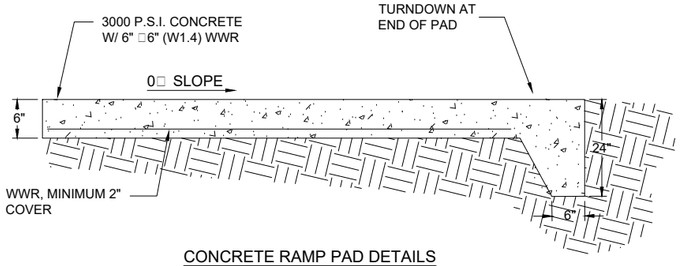

CONCRETE RAMP PAD DETAILS
N.T.S.

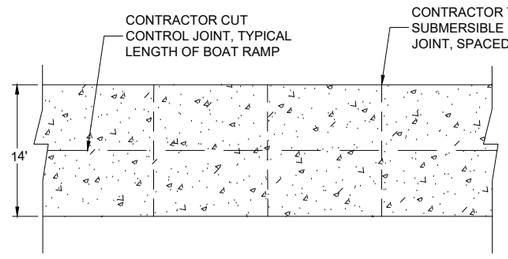

CONCRETE BOAT RAMP JOINT DETAILS
N.T.S.

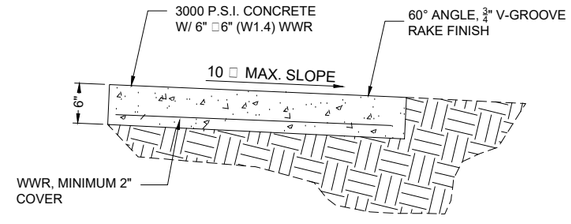

CONCRETE BOAT RAMP DETAIL
N.T.S.

Dewberry

Dewberry Engineers, Inc
654 S. E. Baya Drive
Lake City, FL 32025
850.571.1254

BOARD OF COUNTY COMMISSIONERS

PEACOCK LAKE BOAT RAMP IMPROVEMENTS

SUWANNEE COUNTY, FLORIDA

SEAL

THIS ITEM HAS BEEN DIGITALLY SIGNED AND SEALED BY WILLIAM A. MENADIER, PE. ON THE DATE NOTED ON THE ELECTRONIC SIGNATURE.

PRINTED COPIES OF THIS DOCUMENT ARE NOT CONSIDERED SIGNED AND SEALED AND THE SIGNATURE MUST BE VERIFIED ON ANY ELECTRONIC COPIES.

WILLIAM A. MENADIER, P.E. #74581
EB #8794

SCALE

0' 10' 20' 40'
SCALE: 1" = 20'

REVISIONS

NO.	DESCRIPTION	DATE

DRAWN BY JAL/TLC
APPROVED BY WAM
CHECKED BY ---
DATE 04-20-2020

TITLE

SITE □ GRADING PLAN

PROJECT NO. 50118689

C5

SHEET NO. OF

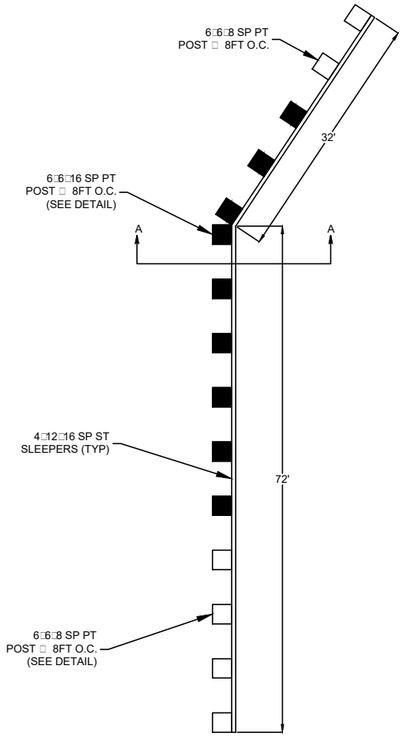

RETAINING WALL DETAIL
N.T.S

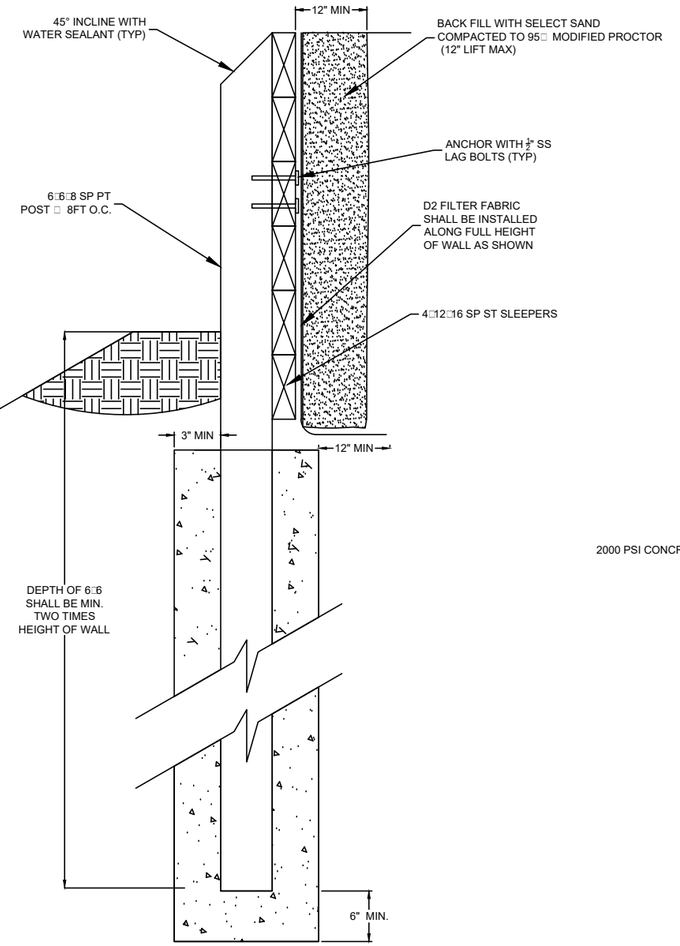

SECTION A-A RETAING WALL DETAIL
N.T.S

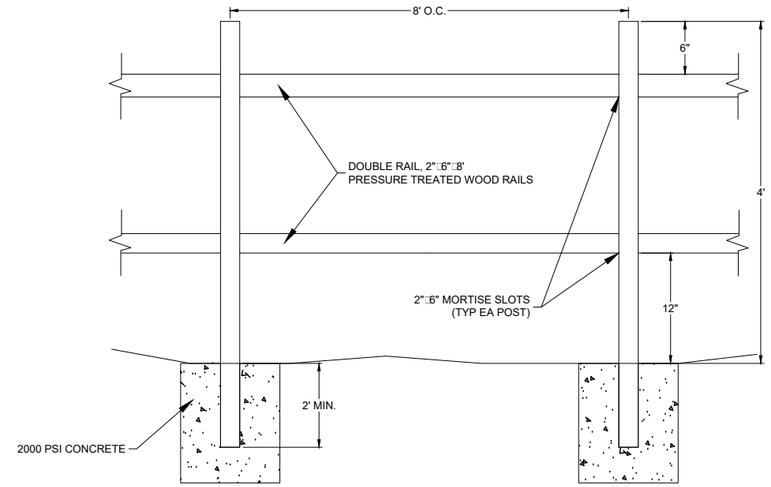

1. END POSTS OR CORNER POSTS SHALL BE CUT TO CONCEAL RAILS AT TERMINUS POINTS
2. ALL LINE AND TERMINUS POSTS SHALL HAVE STANDARD 30° BEVEL CUT TOPS
3. CORNER POSTS SHALL BE 6"x6"x6' WITH 45° CHAMFERED TOPS
4. ALL SPLIT RAIL FENCE WOOD SHALL BE PRESSURE TREATED

FENCE DETAIL
N.T.S

Dewberry

Dewberry Engineers, Inc
654 S. E. Baya Drive
Lake City, FL 32025
850.571.1254

BOARD OF COUNTY COMMISSIONERS

PEACOCK LAKE BOAT RAMP IMPROVEMENTS

SUWANNEE COUNTY, FLORIDA

SEAL

THIS ITEM HAS BEEN DIGITALLY SIGNED AND SEALED BY WILLIAM A. MENADIER, PE. ON THE DATE NOTED ON THE ELECTRONIC SIGNATURE.

PRINTED COPIES OF THIS DOCUMENT ARE NOT CONSIDERED SIGNED AND SEALED AND THE SIGNATURE MUST BE VERIFIED ON ANY ELECTRONIC COPIES.

WILLIAM A. MENADIER, P.E. #74581
EB #8794

SCALE

N.T.S

REVISIONS

NO.	DESCRIPTION	DATE

DRAWN BY JAL/TLC
APPROVED BY WAM
CHECKED BY
DATE 04-20-2020

TITLE

DETAILS SHEET

PROJECT NO. 50118689

C6

SHEET NO. OF

LEGEND:

EXISTING GRADE

PROPOSED GRADE

PROPOSED ORDINARY HIGH WATER LEVEL

PROPOSED BOAT RAMP

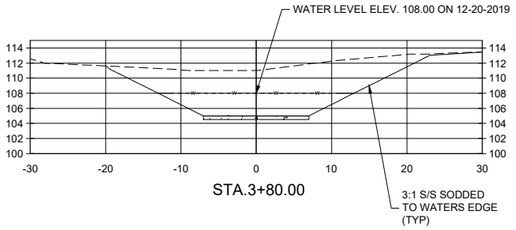

STA.3+80.00

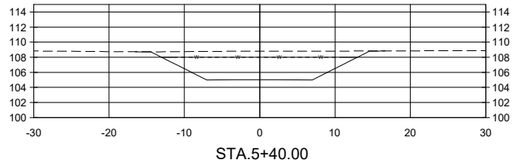

STA.5+40.00

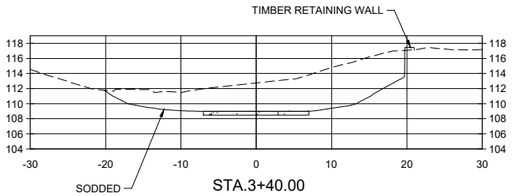

STA.3+40.00

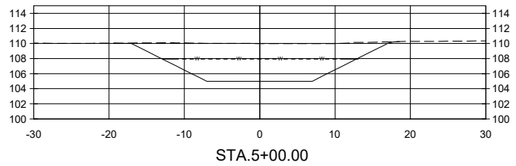

STA.5+00.00

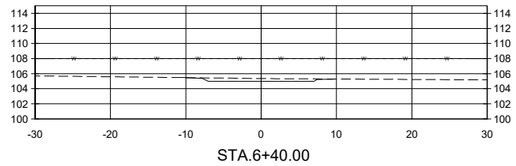

STA.6+40.00

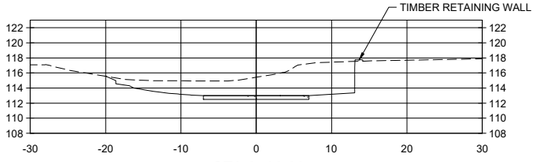

STA.3+00.00

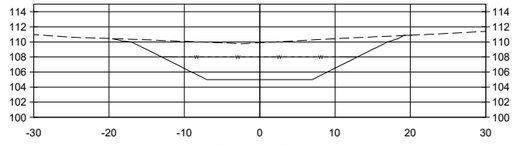

STA.4+60.00

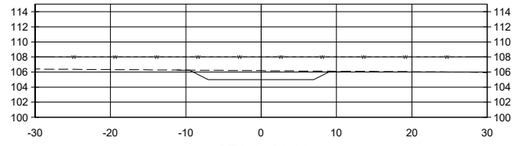

STA.6+20.00

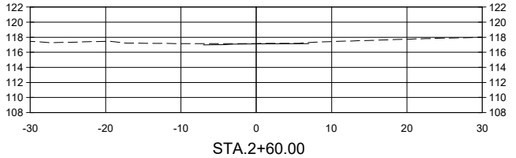

STA.2+60.00

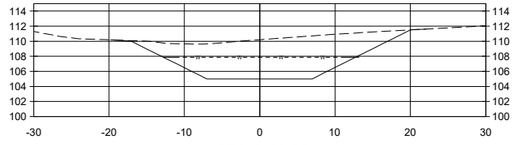

STA.4+20.00

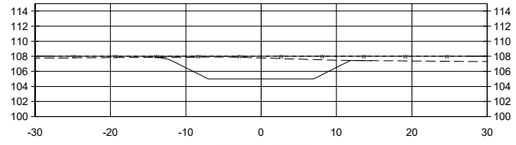

STA.5+80.00

Dewberry

Dewberry Engineers Inc.
654 S.E. Baya Drive
Lake City, FL 32055
386.719.9985

BOARD OF COUNTY COMMISSIONERS

PEACOCK LAKE BOAT RAMP IMPROVEMENTS

SUWANEE COUNTY, FLORIDA

SEAL

THIS ITEM HAS BEEN DIGITALLY SIGNED AND SEALED BY WILLIAM A. MENADIER, PE. ON THE DATE NOTED ON THE ELECTRONIC SIGNATURE.

PRINTED COPIES OF THIS DOCUMENT ARE NOT CONSIDERED SIGNED AND SEALED AND THE SIGNATURE MUST BE VERIFIED ON ANY ELECTRONIC COPIES.

WILLIAM A. MENADIER, P.E. #74581
EB #8794

SCALE

0' 5' 10' 20'

REVISIONS

NO.	DESCRIPTION	DATE

DRAWN BY TLC

APPROVED BY WAM

CHECKED BY ---

DATE 04/20/2020

TITLE

CROSS SECTIONS

PROJECT NO. 50118696

C7

SHEET NO. OF

April 20, 2020 11:48:05 EST
C:\Users\TCLARK\Dewberry\Desktop\Work\Peacock\Cross Sections.dgn

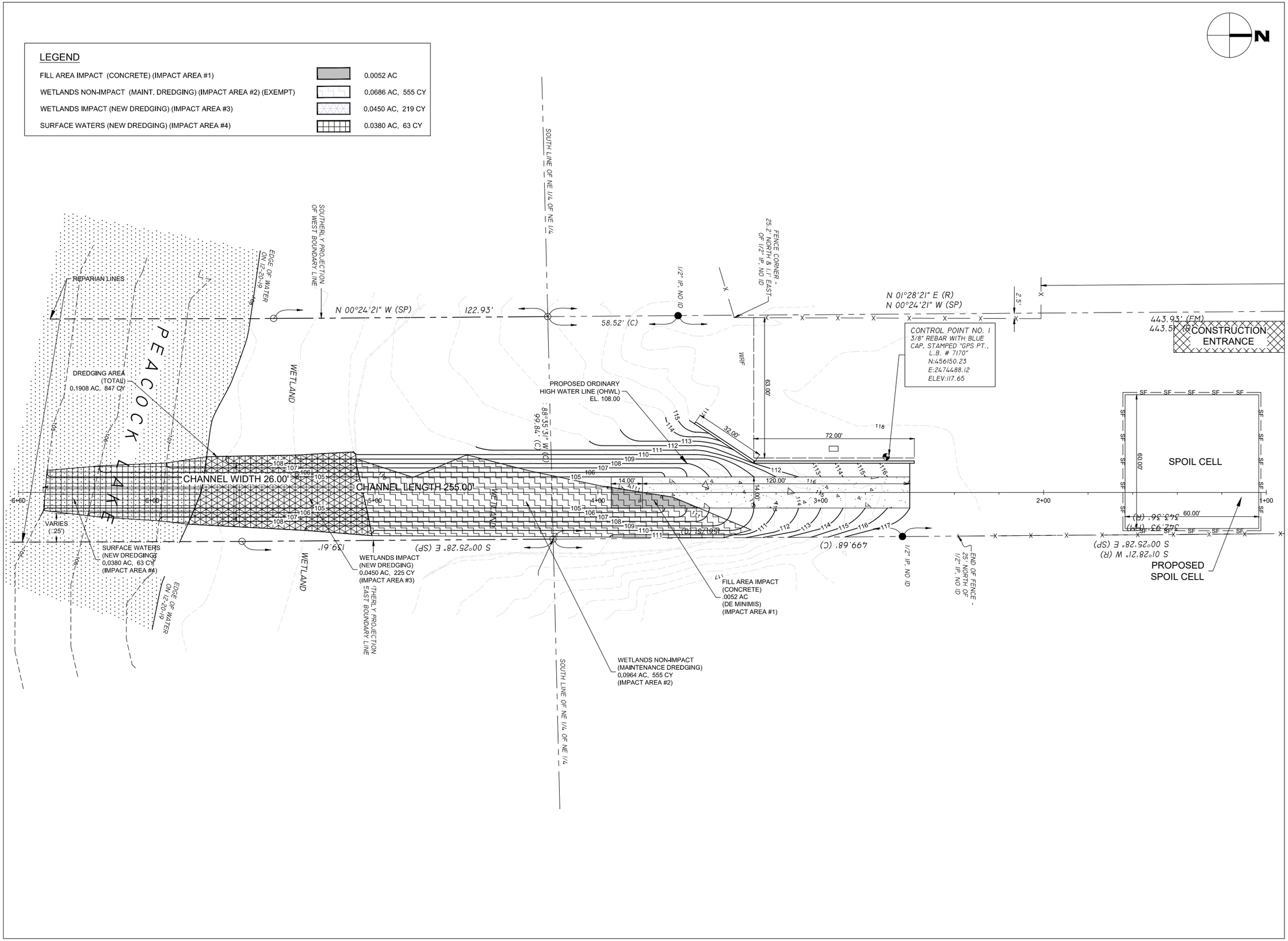

Dewberry

Dewberry Engineers, Inc
654 S. E. Baya Drive
Lake City, FL 32025
850.571.1254

BOARD OF COUNTY COMMISSIONERS
PEACOCK LAKE BOAT RAMP IMPROVEMENTS
SUWANNEE COUNTY, FLORIDA

SEAL

THIS ITEM HAS BEEN DIGITALLY SIGNED AND SEALED BY WILLIAM A. MENADIER, PE. ON THE DATE NOTED ON THE ELECTRONIC SIGNATURE.

PRINTED COPIES OF THIS DOCUMENT ARE NOT CONSIDERED SIGNED AND SEALED AND THE SIGNATURE MUST BE VERIFIED ON ANY ELECTRONIC COPIES.

WILLIAM A. MENADIER, P.E. #74581
EB #8794

SCALE

0' 10' 20' 40'
SCALE: 1" = 20'

REVISIONS

NO.	DESCRIPTION	DATE

DRAWN BY JAL/TLC
APPROVED BY WAM
CHECKED BY ---
DATE 04-20-20

TITLE

WETLANDS IMPACTS

PROJECT NO. 50118689

W1

SHEET NO. OF

LEGEND:

DREDGING AREA (WETLANDS/SURFACE WATERS)

PROPOSED WETLAND LINE

PROPOSED OHWL

EXISTING GRADE

PROPOSED GRADE

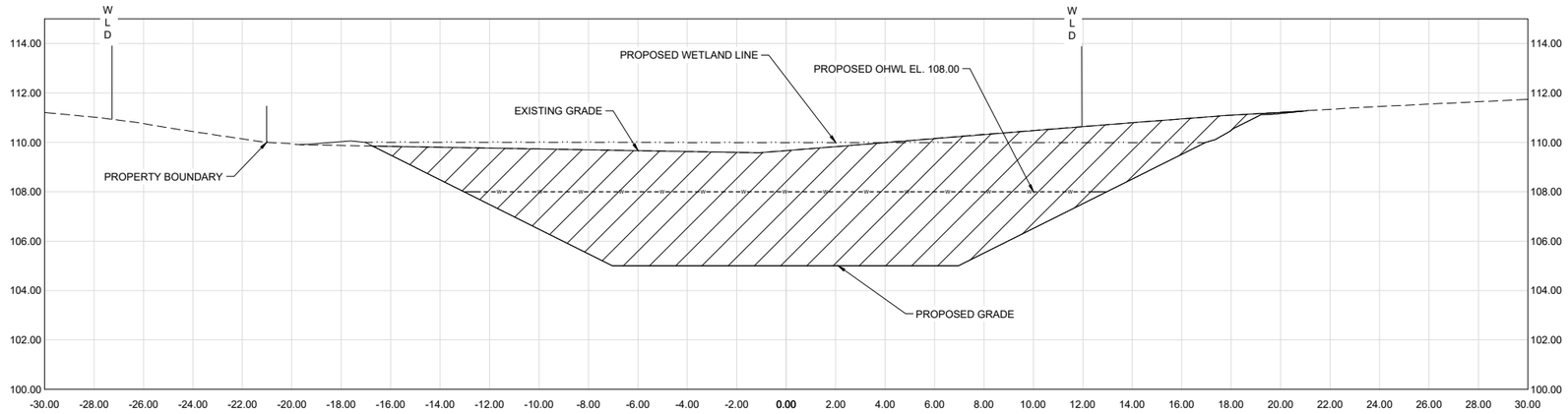

4+40.00

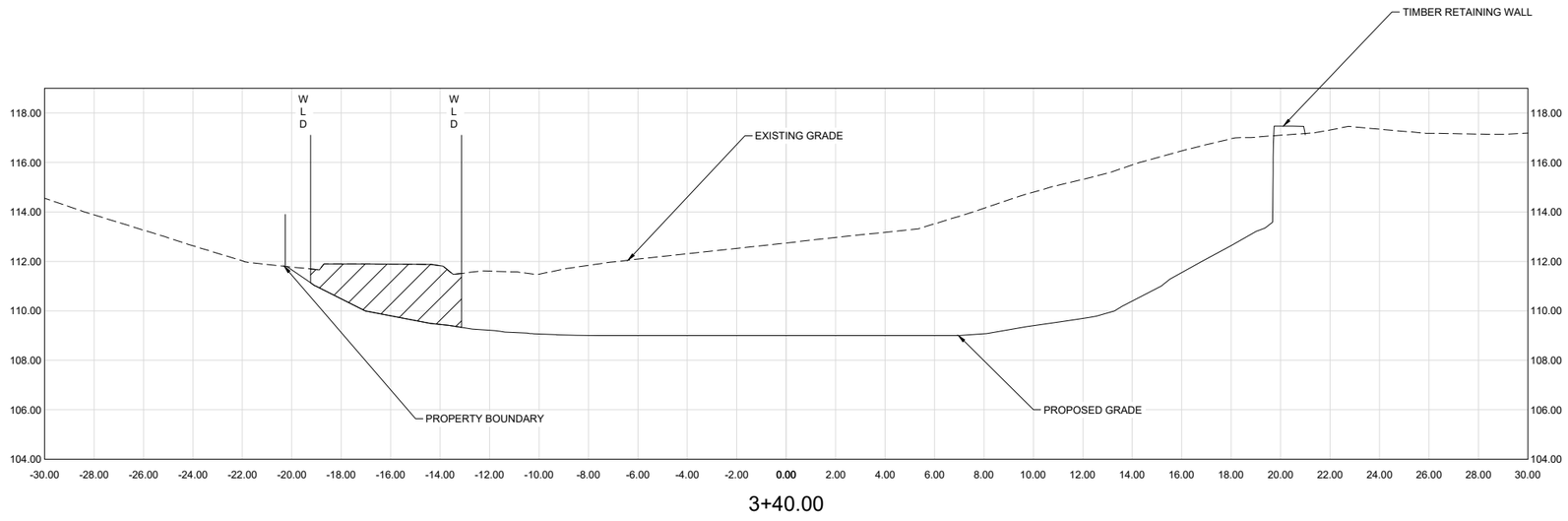

3+40.00

Dewberry

Dewberry Engineers Inc.
654 S.E. Baya Drive
Lake City, FL 32055
386.719.9985

BOARD OF COUNTY COMMISSIONERS

PEACOCK LAKE BOAT RAMP IMPROVEMENTS

SUWANEE COUNTY, FLORIDA

SEAL

ISSUED FOR PERMITTING ONLY
NOT FOR CONSTRUCTION

SCALE

1" = 6'

REVISIONS

NO.	DESCRIPTION	DATE

DRAWN BY TLC

APPROVED BY WAM

CHECKED BY ---

DATE 04/20/2020

TITLE

CROSS SECTIONS

PROJECT NO. 50118696

W2A

SHEET NO. OF

April 20, 2020 11:20:28 EDT
C:\Users\tcrosby\Desktop\Peacock\W2A.dwg

LEGEND:

DREDGING AREA (WETLANDS/SURFACE WATERS)

PROPOSED OHWL

EXISTING GRADE

PROPOSED GRADE

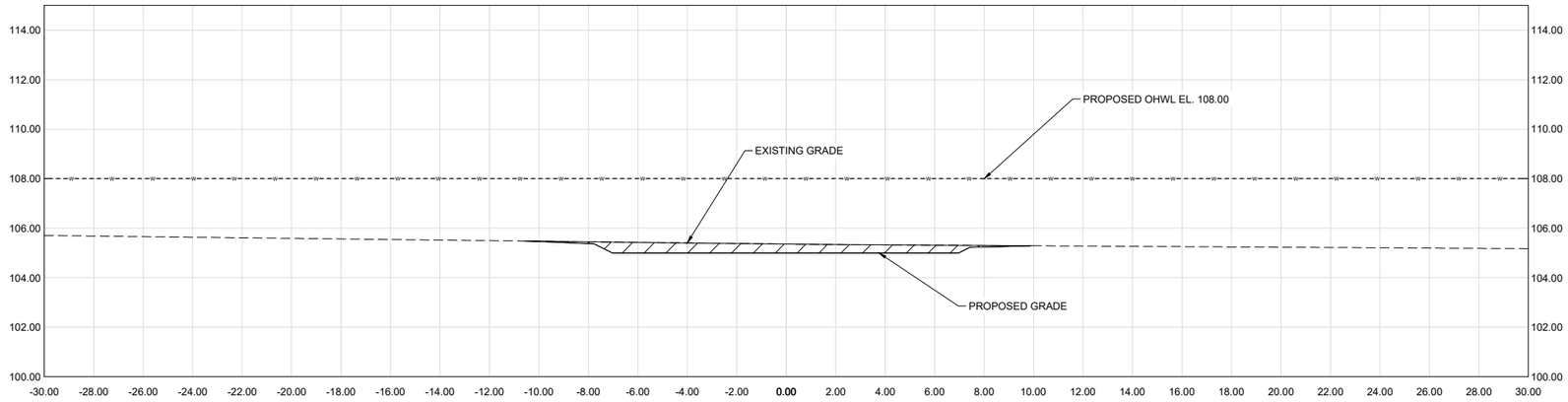

6+40.00

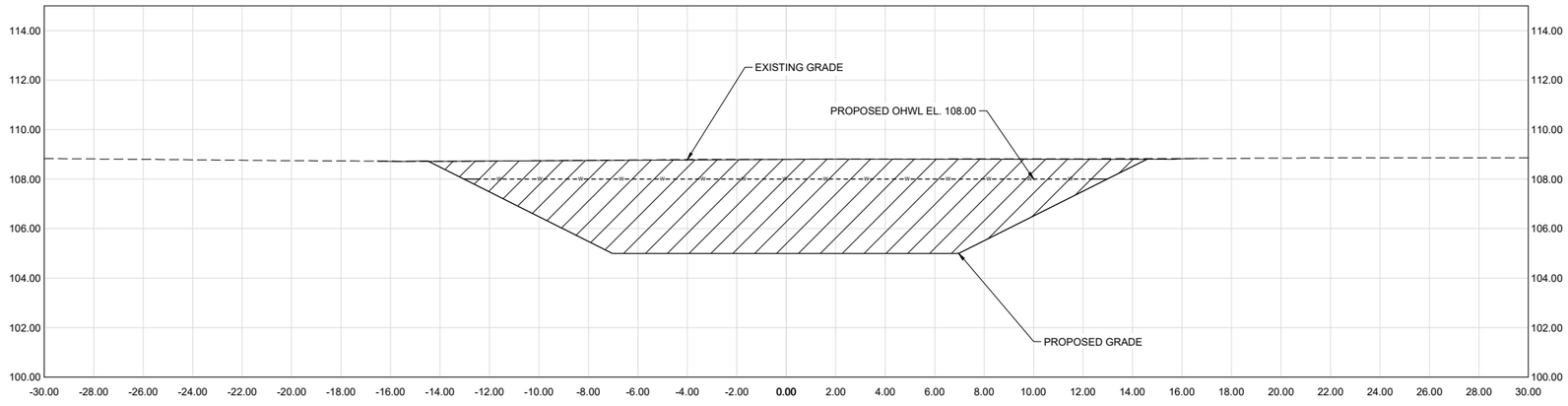

5+40.00

**WETLAND BOUNDARIES NOT SHOWN; ENTIRE SECTION BETWEEN PROPERTY BOUNDARIES AT STA. 5+40.00 IS WETLANDS

Dewberry

Dewberry Engineers Inc.
654 S.E. Baya Drive
Lake City, FL 32055
386.719.9985

BOARD OF COUNTY COMMISSIONERS

PEACOCK LAKE BOAT RAMP IMPROVEMENTS

SUWANEE COUNTY, FLORIDA

SEAL

ISSUED FOR PERMITTING ONLY
NOT FOR CONSTRUCTION

SCALE

1" = 6'

REVISIONS

NO.	DESCRIPTION	DATE

DRAWN BY TLC
APPROVED BY WAM
CHECKED BY ---
DATE 04/20/2020

TITLE

CROSS SECTIONS

PROJECT NO. 50118696

W2B

SHEET NO. OF

April 20, 2020 11:23:08 EDT
C:\Users\tcrosby\Desktop\Work\Peacock Ramp\Sections & Sections.dwg